

COL3A1 Polyclonal Antibody

catalog number: E-AB-14010

Note: Centrifuge before opening to ensure complete recovery of vial contents.

Description

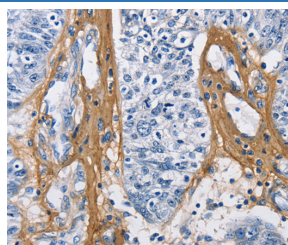
Reactivity	Human;Mouse;Rat
Immunogen	Recombinant protein of human COL3A1
Host	Rabbit
Isotype	IgG
Purification	Affinity purification
Conjugation	Unconjugated
buffer	Phosphate buffered solution, pH 7.4, containing 0.05% stabilizer and 50% glycerol.

Applications

Recommended Dilution

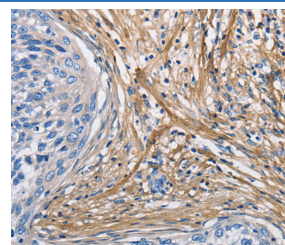
IHC	1:50-1:200
------------	------------

Data



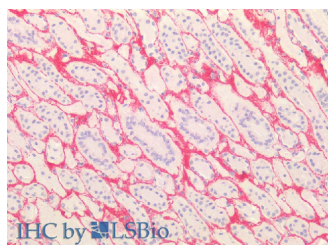
Immunohistochemistry of paraffin-embedded Human ovarian cancer tissue using COL3A1 Polyclonal Antibody at dilution

1:60



Immunohistochemistry of paraffin-embedded Human cervical cancer tissue using COL3A1 Polyclonal Antibody at dilution 1:60

at dilution 1:60



Immunohistochemistry of paraffin-embedded Human kidney, testis using COL3A1 Polyclonal Antibody at dilution of 1:100(Elabscience Product Detected by Lifespan).

Preparation & Storage

Storage	Store at -20°C Valid for 12 months. Avoid freeze / thaw cycles.
Shipping	The product is shipped with ice pack, upon receipt, store it immediately at the temperature recommended.

Background

This gene encodes the pro- α 1 chains of type III collagen, a fibrillar collagen that is found in extensible connective tissues such as skin, lung, uterus, intestine and the vascular system, frequently in association with type I collagen. Mutations in this gene are associated with Ehlers-Danlos syndrome types IV, and with aortic and arterial aneurysms. Two transcripts, resulting from the use of alternate polyadenylation signals, have been identified for this gene.

For Research Use Only