

PAWR Polyclonal Antibody

catalog number: E-AB-12612

Note: Centrifuge before opening to ensure complete recovery of vial contents.


Description

Reactivity	Human
Immunogen	Synthetic peptide of human PAWR
Host	Rabbit
Isotype	IgG
Purification	Affinity purification
Buffer	Phosphate buffered solution, pH 7.4, containing 0.05% stabilizer and 50% glycerol.

Applications

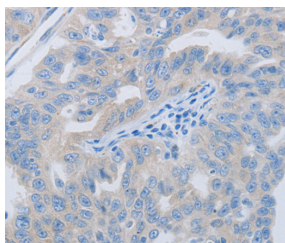
Applications	Recommended Dilution
WB	1:1000-1:3000
IHC	1:25-1:100

Data

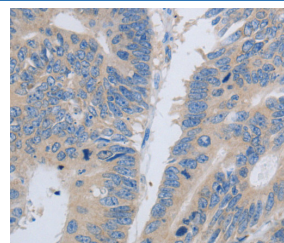


Western Blot analysis of Hela and A549 cell using PAWR Polyclonal Antibody at dilution of 1:1200

Calculated-MW:37 kDa



Immunohistochemistry of paraffin-embedded Human ovarian cancer using PAWR Polyclonal Antibody at dilution of 1:60



Immunohistochemistry of paraffin-embedded Human colon cancer using PAWR Polyclonal Antibody at dilution of 1:60

Preparation & Storage

Storage	Store at -20°C Valid for 12 months. Avoid freeze / thaw cycles.
Shipping	The product is shipped with ice pack, upon receipt, store it immediately at the temperature recommended.

Background

The tumor suppressor WT1 represses and activates transcription. The protein encoded by this gene is a WT1-interacting protein that itself functions as a transcriptional repressor. It contains a putative leucine zipper domain which interacts with the zinc finger DNA binding domain of WT1. This protein is specifically upregulated during apoptosis of prostate cells.

For Research Use Only