

CA7 Polyclonal Antibody

Catalog Number:E-AB-52508

Note: Centrifuge before opening to ensure complete recovery of vial contents.

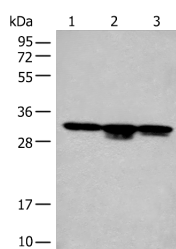
Description

Reactivity	Human, Mouse
Immunogen	Full length fusion protein
Host	Rabbit
Isotype	IgG
Purification	Antigen affinity purification
Conjugation	Unconjugated
Formulation	PBS with 0.05% NaN ₃ and 40% Glycerol,pH7.4

Applications Recommended Dilution

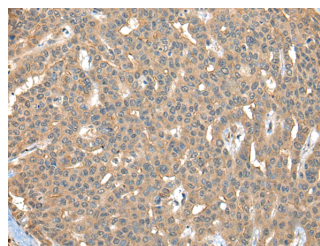
WB	1:500-1:2000
IHC	1:40-1:200
ELISA	1:5000-1:10000

Data

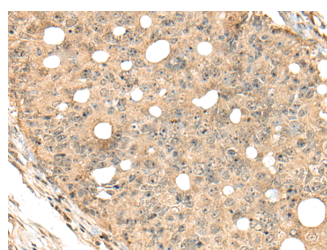


Western blot analysis of RAW264.7 cell Mouse kidney tissue and Mouse heart tissue lysates using CA7 Polyclonal Antibody at dilution of 1:400

Observed Mw:Refer to figures
Calculated Mw:30 kDa



Immunohistochemistry of paraffin-embedded Human liver cancer tissue using CA7 Polyclonal Antibody at dilution of 1:40(×200)



Immunohistochemistry of paraffin-embedded Human colorectal cancer tissue using CA7 Polyclonal Antibody at dilution of 1:40(×200)

Preparation & Storage

Storage Store at -20°C. Avoid freeze / thaw cycles.

Background

For Research Use Only

A Reliable Research Partner in Life Science and Medicine

Toll-free: 1-888-852-8623

Web: www.elabscience.com

Tel: 1-832-243-6086

Email: techsupport@elabscience.com

Fax: 1-832-243-6017

CA7 Polyclonal Antibody

Catalog Number: E-AB-52508



Carbonic anhydrases are a large family of zinc metalloenzymes that catalyze the reversible hydration of carbon dioxide. They participate in a variety of biological processes, including respiration, calcification, acid-base balance, bone resorption, and the formation of aqueous humor, cerebrospinal fluid, saliva, and gastric acid. They show extensive diversity in tissue distribution and in their subcellular localization. The cytosolic protein encoded by this gene is predominantly expressed in the salivary glands. Alternative splicing in the coding region results in multiple transcript variants encoding different isoforms.

For Research Use Only

A Reliable Research Partner in Life Science and Medicine

Toll-free: 1-888-852-8623

Tel: 1-832-243-6086

Fax: 1-832-243-6017

Web: www.elabscience.com

Email: techsupport@elabscience.com