

CDKN2A Polyclonal Antibody

catalog number: **AN005860L**

Note: Centrifuge before opening to ensure complete recovery of vial contents.

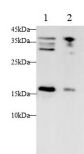
Description

Reactivity	Human
Immunogen	Recombinant Human CDKN2A protein expressed by E.coli
Host	Rabbit
Isotype	IgG
Purification	Antigen Affinity Purification
Buffer	PBS with 0.05% Proclin300, 1% protective protein and 50% glycerol, pH7.4

Applications

Applications	Recommended Dilution
WB	1:500-1:1000
IHC	1:400-1:800

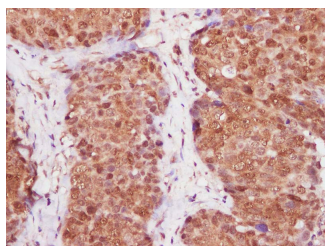
Data



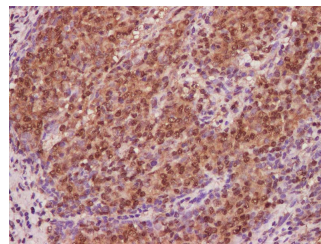
Western blot with Anti CDKN2A Polyclonal antibody at dilution of 1:1000. Lane 1: HeLa cell lysate, Lane 2: 293 cell lysate.

Observed-MW:16 kDa

Calculated-MW:14 kDa



Immunohistochemistry of paraffin-embedded Human endometrium cancer using CDKN2A Polyclonal Antibody at dilution of 1:600.



Immunohistochemistry of paraffin-embedded Human cervix cancer using CDKN2A Polyclonal Antibody at dilution of 1:600.

Preparation & Storage

Storage	Store at -20°C Valid for 12 months. Avoid freeze / thaw cycles.
Shipping	The product is shipped with ice pack, upon receipt, store it immediately at the temperature recommended.

Background

Acts as a negative regulator of the proliferation of normal cells by interacting strongly with CDK4 and CDK6. This inhibits their ability to interact with cyclins D and to phosphorylate the retinoblastoma protein.

For Research Use Only