

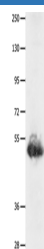
BPIFB3 Polyclonal Antibody

catalog number: E-AB-15757

Note: Centrifuge before opening to ensure complete recovery of vial contents.

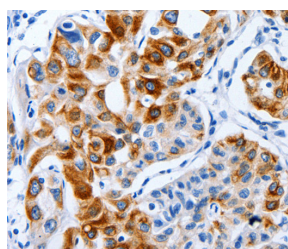
Description	
Reactivity	Human
Immunogen	Synthetic peptide of human BPIFB3
Host	Rabbit
Isotype	IgG
Purification	Affinity purification
Conjugation	Unconjugated
Buffer	Phosphate buffered solution, pH 7.4, containing 0.05% stabilizer and 50% glycerol.
Applications	Recommended Dilution
WB	1:1000-1:5000
IHC	1:100-1:300

Data

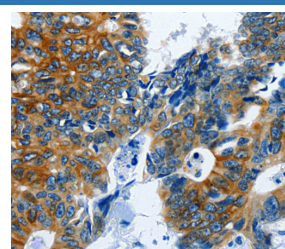


Western Blot analysis of Human lung cancer tissue using BPIFB3 Polyclonal Antibody at dilution of 1:1600

Calculated-MW:50 kDa



Immunohistochemistry of paraffin-embedded Human lung cancer using BPIFB3 Polyclonal Antibody at dilution of 1:120



Immunohistochemistry of paraffin-embedded Human colon cancer using BPIFB3 Polyclonal Antibody at dilution of 1:120

Preparation & Storage

Storage	Store at -20°C Valid for 12 months. Avoid freeze / thaw cycles.
Shipping	The product is shipped with ice pack, upon receipt, store it immediately at the temperature recommended.

Background

BPI fold-containing family B member 3 may have the capacity to recognize and bind specific classes of odorants. May act as a carrier molecule, transporting odorants across the mucus layer to access receptor sites. May serve as a primary defense mechanism by recognizing and removing potentially harmful odorants or pathogenic microorganisms from the mucosa or clearing excess odorant from mucus to enable new odorant stimuli to be received.

For Research Use Only