

Recombinant FTO Monoclonal Antibody

catalog number: **E-AB-81470**

Note: Centrifuge before opening to ensure complete recovery of vial contents.

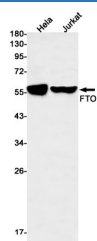
Description

Reactivity	Human
Immunogen	A synthetic peptide of human FTO
Host	Rabbit
Isotype	IgG
Clone	R06-8G5
Purification	Affinity Purified
Buffer	50mM Tris-Glycine(pH 7.4), 0.15M NaCl, 40% Glycerol, 0.05% stabilizer and 0.05% protective protein.

Applications

Applications	Recommended Dilution
WB	1:2000-5000
IHC	1:50-1:100
IF	1:20-1:100

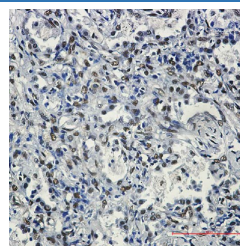
Data



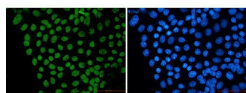
Western blot detection of FTO in HeLa, Jurkat cell lysates using FTO Rabbit mAb (1:500 diluted). Predicted band size: 58 kDa. Observed band size: 58 kDa.

Observed-MW: 58 kDa

Calculated-MW: 58 kDa



Immunohistochemistry of FTO in paraffin-embedded Human lung cancer tissue using FTO Rabbit mAb at dilution 1:50



Immunofluorescence of FTO (green) in HeLa using FTO Rabbit mAb at dilution 1:50, and DAPI (blue)

Preparation & Storage

Storage	Store at -20°C Valid for 12 months. Avoid freeze / thaw cycles.
Shipping	The product is shipped with ice pack, upon receipt, store it immediately at the temperature recommended.

Background

For Research Use Only

This gene is a nuclear protein of the AlkB related non-haem iron and 2-oxoglutarate-dependent oxygenase superfamily but the exact physiological function of this gene is not known. Other non-heme iron enzymes function to reverse alkylated DNA and RNA damage by oxidative demethylation. Studies in mice and humans indicate a role in nervous and cardiovascular systems and a strong association with body mass index, obesity risk, and type 2 diabetes.

For Research Use Only

Toll-free: 1-888-852-8623
Web: www.elabscience.com

Tel: 1-832-243-6086
Email: techsupport@elabscience.com

Fax: 1-832-243-6017

Rev. V1.7