

SMARCA4 Polyclonal Antibody

catalog number: E-AB-70117

Note: Centrifuge before opening to ensure complete recovery of vial contents.

Description

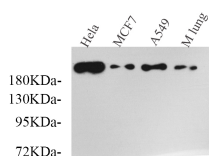
Reactivity	Human;Mouse;Rat
Immunogen	KLH conjugated Synthetic peptide corresponding to Mouse BRG1
Host	Rabbit
Isotype	IgG
Purification	Affinity purification
Conjugation	Unconjugated
Buffer	Phosphate buffered solution, pH 7.4, containing 0.05% stabilizer, 1% protein protectant and 50% glycerol.

Applications

Recommended Dilution

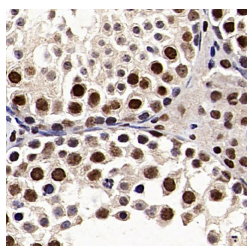
WB	1:500-1:2000
IHC	1:200-1:600

Data

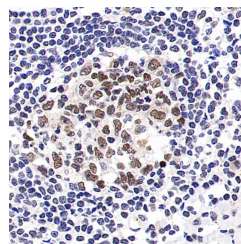


Western Blot analysis of various samples using SMARCA4 Polyclonal Antibody at dilution of 1:750.

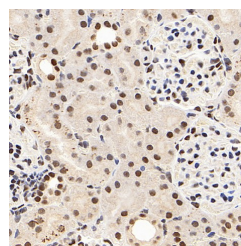
Observed-MW:185 kDa
Calculated-MW:185 kDa



Immunohistochemistry analysis of paraffin-embedded mouse testis using SMARCA4 Polyclonal Antibody at dilution of 1:300.



Immunohistochemistry analysis of paraffin-embedded Human tonsil using SMARCA4 Polyclonal Antibody at dilution of 1:300.



Immunohistochemistry analysis of paraffin-embedded rat kidney using SMARCA4 Polyclonal Antibody at dilution of 1:200.

Preparation & Storage

Storage	Store at -20°C Valid for 12 months. Avoid freeze / thaw cycles.
Shipping	The product is shipped with ice pack, upon receipt, store it immediately at the temperature recommended.

Background

For Research Use Only

The protein encoded by this gene is a member of the SWI/SNF family of proteins and is similar to the brahma protein of *Drosophila*. Members of this family have helicase and ATPase activities and are thought to regulate transcription of certain genes by altering the chromatin structure around those genes. The encoded protein is part of the large ATP-dependent chromatin remodeling complex SNF/SWI, which is required for transcriptional activation of genes normally repressed by chromatin. In addition, this protein can bind BRCA1, as well as regulate the expression of the tumorigenic protein CD44. Mutations in this gene cause rhabdoid tumor predisposition syndrome type 2. Multiple transcript variants encoding different isoforms have been found for this gene.