

FANCB Polyclonal Antibody

catalog number: E-AB-19852

Note: Centrifuge before opening to ensure complete recovery of vial contents.

Description

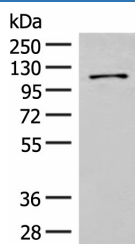
Reactivity	Human
Immunogen	Synthetic peptide of human FANCB
Host	Rabbit
Isotype	IgG
Purification	Antigen affinity purification
Conjugation	Unconjugated
Buffer	Phosphate buffered solution, pH 7.4, containing 0.05% stabilizer and 50% glycerol.

Applications

Recommended Dilution

WB	1:500-1:2000
IHC	1:40-1:200

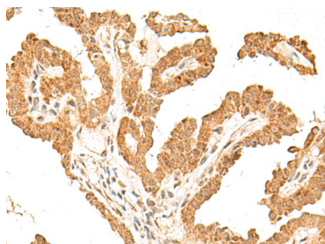
Data



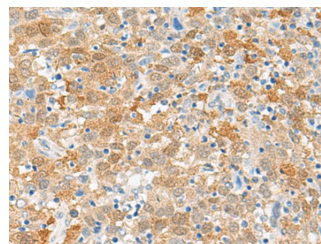
Western blot analysis of Hela cell lysate using FANCB Polyclonal Antibody at dilution of 1:550

Observed-MW:Refer to figures

Calculated-MW:98 kDa



Immunohistochemistry of paraffin-embedded Human thyroid cancer tissue using FANCB Polyclonal Antibody at dilution of 1:60(×200)



Immunohistochemistry of paraffin-embedded Human cervical cancer tissue using FANCB Polyclonal Antibody at dilution of 1:60(×200)

Preparation & Storage

Storage	Store at -20°C Valid for 12 months. Avoid freeze / thaw cycles.
Shipping	The product is shipped with ice pack, upon receipt, store it immediately at the temperature recommended.

Background

This gene encodes a member of the Fanconi anemia complementation group B. This protein is assembled into a nucleoprotein complex that is involved in the repair of DNA lesions. Mutations in this gene can cause chromosome instability and VACTERL syndrome with hydrocephalus.

For Research Use Only