


## CD54 Polyclonal Antibody

catalog number: E-AB-14711

**Note:** Centrifuge before opening to ensure complete recovery of vial contents.

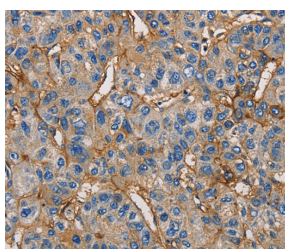
Description	
Reactivity	Human
Immunogen	Recombinant protein of human ICAM1
Host	Rabbit
Isotype	IgG
Purification	Affinity purification
Conjugation	Unconjugated
Buffer	Phosphate buffered solution, pH 7.4, containing 0.05% stabilizer and 50% glycerol.
Applications	Recommended Dilution
WB	1:1000-1:5000
IHC	1:50-1:200

## Data

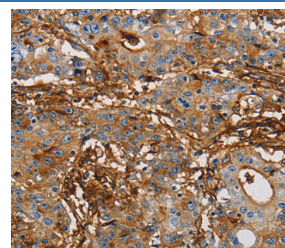


Western Blot analysis of Raji and huvec cell using CD54 Polyclonal Antibody at dilution of 1:1150

Calculated-MW:58 kDa



Immunohistochemistry of paraffin-embedded Human liver cancer using CD54 Polyclonal Antibody at dilution of 1:50



Immunohistochemistry of paraffin-embedded Human gastric cancer using CD54 Polyclonal Antibody at dilution of 1:50

## Preparation & Storage

<b>Storage</b>	Store at -20°C Valid for 12 months. Avoid freeze / thaw cycles.
<b>Shipping</b>	The product is shipped with ice pack, upon receipt, store it immediately at the temperature recommended.

## Background

This gene encodes a cell surface glycoprotein which is typically expressed on endothelial cells and cells of the immune system. It binds to integrins of type CD11a / CD18, or CD11b / CD18 and is also exploited by Rhinovirus as a receptor. ICAM proteins are ligands for the leukocyte adhesion protein LFA-1 (integrin alpha-L/beta-2). During leukocyte trans-endothelial migration, ICAM1 engagement promotes the assembly of endothelial apical cups through ARHGEF26/SGEF and RHO activation. In case of rhinovirus infection acts as a cellular receptor for the virus.

## For Research Use Only