

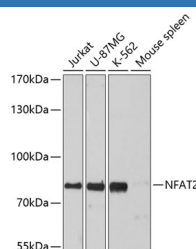
## NFAT2 Polyclonal Antibody

catalog number: E-AB-60332

**Note:** Centrifuge before opening to ensure complete recovery of vial contents.

Description	
Reactivity	Human;Mouse;Rat
Immunogen	Recombinant fusion protein of human NFAT2 (NP_765978.1).
Host	Rabbit
Isotype	IgG
Purification	Affinity purification
Conjugation	Unconjugated
Buffer	Phosphate buffered solution, pH 7.4, containing 0.05% stabilizer and 50% glycerol.
Applications	Recommended Dilution
WB	1:500-1:3000
IHC	1:50-1:200

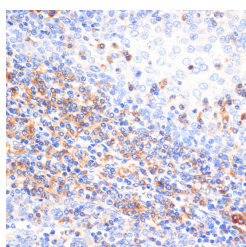
## Data



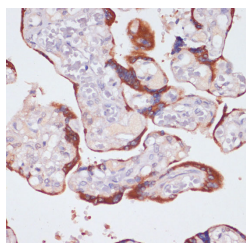
Western blot analysis of extracts of various cell lines using NFAT2 Polyclonal Antibody at dilution of 1:3000.

**Observed-MW:78 kDa**

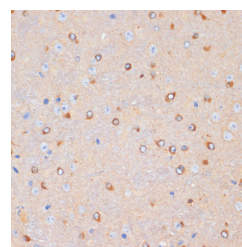
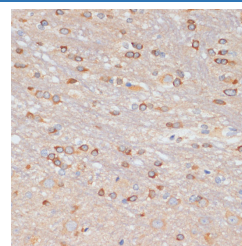
**Calculated-MW:38 kDa/74-88 kDa/100-101 kDa**



Immunohistochemistry of paraffin-embedded Human tonsil using NFAT2 Polyclonal Antibody at dilution of 1:100 (40x lens).



Immunohistochemistry of paraffin-embedded Rat brain using NFAT2 Polyclonal Antibody at dilution of 1:100 (40x lens).



Immunohistochemistry of paraffin-embedded Mouse brain using NFAT2 Polyclonal Antibody at dilution of 1:100 (40x lens).

Immunohistochemistry of paraffin-embedded Human placenta using NFAT2 Polyclonal Antibody at dilution of 1:200 (40x lens).

## Preparation & Storage

**Storage**

Store at -20°C Valid for 12 months. Avoid freeze / thaw cycles.

**Shipping**

The product is shipped with ice pack, upon receipt, store it immediately at the temperature recommended.

## Background

The product of this gene is a component of the nuclear factor of activated T cells DNA-binding transcription complex. This complex consists of at least two components: a preexisting cytosolic component that translocates to the nucleus upon T cell receptor (TCR) stimulation, and an inducible nuclear component. Proteins belonging to this family of transcription factors play a central role in inducible gene transcription during immune response. The product of this gene is an inducible nuclear component. It functions as a major molecular target for the immunosuppressive drugs such as cyclosporin A. Multiple alternatively spliced transcript variants encoding distinct isoforms have been identified for this gene. Different isoforms of this protein may regulate inducible expression of different cytokine genes.