

# AIMP1 Polyclonal Antibody

Catalog Number: E-AB-13210

**Note:** Centrifuge before opening to ensure complete recovery of vial contents.

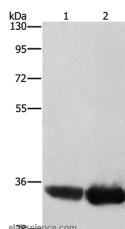
## Description

|                     |   |
|---------------------|---|
| <b>Reactivity</b>   | Human, Mouse  |
| <b>Immunogen</b>    | Synthetic peptide of human AIMP1                    |
| <b>Host</b>         | Rabbit  |
| <b>Isotype</b>      | IgG   |
| <b>Purification</b> | Affinity purification                               |
| <b>Conjugation</b>  | Unconjugated  |
| <b>Formulation</b>  | PBS with 0.05% sodium azide and 50% glycerol, PH7.4 |

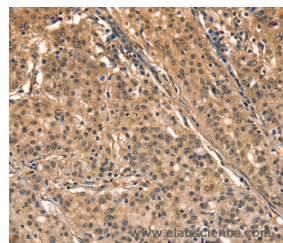
## Applications Recommended Dilution

|            |              |
|------------|--------------|
| <b>WB</b>  | 1:500-1:2000 |
| <b>IHC</b> | 1:50-1:200   |

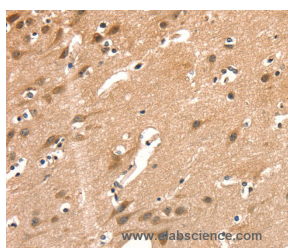
## Data



Western Blot analysis of Hela and hepG2 cell using AIMP1 Polyclonal Antibody at dilution of 1:400  
**Calculated Mw:34kDa**



Immunohistochemistry of paraffin-embedded Human gastric cancer using AIMP1 Polyclonal Antibody at dilution of 1:40



Immunohistochemistry of paraffin-embedded Human brain using AIMP1 Polyclonal Antibody at dilution of 1:40

## Preparation & Storage

**Storage** Store at -20°C. Avoid freeze / thaw cycles.

## Background

The protein encoded by this gene is a cytokine that is specifically induced by apoptosis, and it is involved in the control of angiogenesis, inflammation, and wound healing. The release of this cytokine renders the tumor-associated vasculature sensitive to tumor necrosis factor. The precursor protein is identical to the p43 subunit, which is associated with the multi-tRNA synthetase complex, and it modulates aminoacylation activity of tRNA synthetase in normal cells. This protein is

## For Research Use Only

A Reliable Research Partner in Life Science and Medicine

Toll-free: 1-888-852-8623

Web: [www.elabscience.com](http://www.elabscience.com)

Tel: 1-832-243-6086

Email: [techsupport@elabscience.com](mailto:techsupport@elabscience.com)

Fax: 1-832-243-6017

# AIMP1 Polyclonal Antibody

Catalog Number: E-AB-13210



also involved in the stimulation of inflammatory responses after proteolytic cleavage in tumor cells. Multiple transcript variants encoding different isoforms have been found for this gene. A pseudogene has been identified on chromosome 20.

---

## For Research Use Only

A Reliable Research Partner in Life Science and Medicine

Toll-free: 1-888-852-8623

Tel: 1-832-243-6086

Fax: 1-832-243-6017

Web: [www.elabscience.com](http://www.elabscience.com)

Email: [techsupport@elabscience.com](mailto:techsupport@elabscience.com)