

ZNF148 Polyclonal Antibody

catalog number: E-AB-61458

Note: Centrifuge before opening to ensure complete recovery of vial contents.

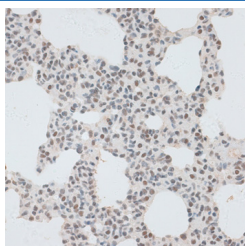
Description

Reactivity	Human;Mouse;Rat
Immunogen	Recombinant fusion protein of human ZNF148 (NP_068799.2).
Host	Rabbit
Isotype	IgG
Purification	Affinity purification
Buffer	Phosphate buffered solution, pH 7.4, containing 0.05% stabilizer and 50% glycerol.

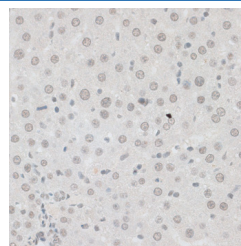
Applications Recommended Dilution

IHC	1:50-1:100
IF	1:20-1:100

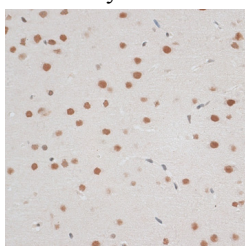
Data



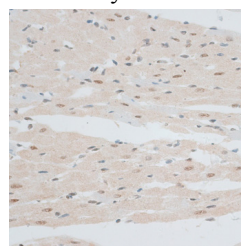
Immunohistochemistry of paraffin-embedded Rat lung using ZNF148 Polyclonal Antibody at dilution of 1:100 (40x lens).



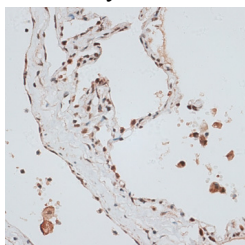
Immunohistochemistry of paraffin-embedded Rat liver using ZNF148 Polyclonal Antibody at dilution of 1:100 (40x lens).



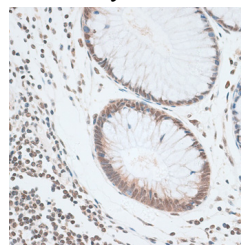
Immunohistochemistry of paraffin-embedded Rat brain using ZNF148 Polyclonal Antibody at dilution of 1:100 (40x lens).



Immunohistochemistry of paraffin-embedded Rat heart using ZNF148 Polyclonal Antibody at dilution of 1:100 (40x lens).

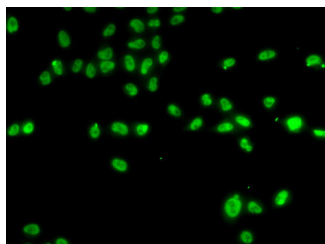


Immunohistochemistry of paraffin-embedded Human lung using ZNF148 Polyclonal Antibody at dilution of 1:100 (40x lens).



Immunohistochemistry of paraffin-embedded Human colon using ZNF148 Polyclonal Antibody at dilution of 1:100 (40x lens).

For Research Use Only



Immunofluorescence analysis of A-549 cells using ZNF148

Polyclonal Antibody

Preparation & Storage

Storage

Store at -20°C Valid for 12 months. Avoid freeze / thaw cycles.

Shipping

The product is shipped with ice pack, upon receipt, store it immediately at the temperature recommended.

Background

The protein encoded by this gene is a member of the Kruppel family of zinc finger DNA binding proteins. The encoded protein activates transcription of the T-cell receptor and intestinal alkaline phosphatase genes but represses transcription of the ornithine decarboxylase, vimentin, gastrin, stomelysin, and enolase genes. Increased expression of this gene results in decreased patient survival rates from colorectal cancer, while mutations in this gene have been associated with global developmental delay, hypoplastic corpus callosum, and dysmorphic facies.

For Research Use Only

Toll-free: 1-888-852-8623
Web: www.elabscience.com

Tel: 1-832-243-6086
Email: techsupport@elabscience.com

Fax: 1-832-243-6017

Rev. V1.6