

WNT5B Polyclonal Antibody

catalog number: E-AB-62539

Note: Centrifuge before opening to ensure complete recovery of vial contents.

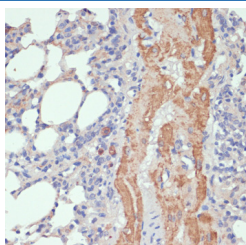
Description

Reactivity	Human;Mouse;Rat
Immunogen	Recombinant fusion protein of human WNT5B (NP_116031.1).
Host	Rabbit
Isotype	IgG
Purification	Affinity purification
Buffer	Phosphate buffered solution, pH 7.4, containing 0.05% stabilizer and 50% glycerol.

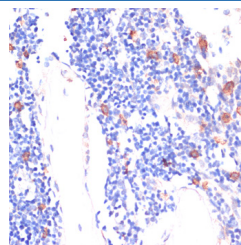
Applications

Applications	Recommended Dilution
IHC	1:50-1:100

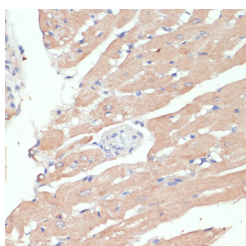
Data



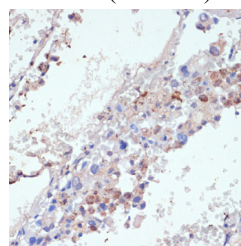
Immunohistochemistry of paraffin-embedded Rat lung using WNT5B Polyclonal Antibody at dilution of 1:100 (40x lens).



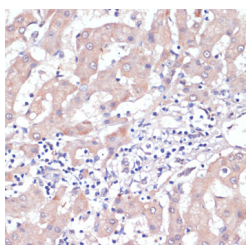
Immunohistochemistry of paraffin-embedded Rat bone marrow using WNT5B Polyclonal Antibody at dilution of 1:100 (40x lens).



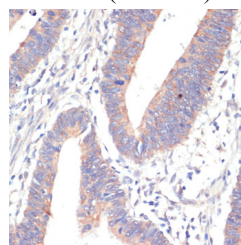
Immunohistochemistry of paraffin-embedded Rat heart using WNT5B Polyclonal Antibody at dilution of 1:100 (40x lens).



Immunohistochemistry of paraffin-embedded Human lung cancer using WNT5B Polyclonal Antibody at dilution of 1:100 (40x lens).



Immunohistochemistry of paraffin-embedded Human liver cancer using WNT5B Polyclonal Antibody at dilution of 1:100 (40x lens).



Immunohistochemistry of paraffin-embedded Human colon carcinoma using WNT5B Polyclonal Antibody at dilution of 1:100 (40x lens).

Preparation & Storage

Storage	Store at -20°C Valid for 12 months. Avoid freeze / thaw cycles.
----------------	---

For Research Use Only

Shipping

The product is shipped with ice pack, upon receipt, store it immediately at the temperature recommended.

Background

The WNT gene family consists of structurally related genes which encode secreted signaling proteins. These proteins have been implicated in oncogenesis and in several developmental processes, including regulation of cell fate and patterning during embryogenesis. This gene is a member of the WNT gene family. It encodes a protein which shows 94% and 80% amino acid identity to the mouse Wnt5b protein and the human WNT5A protein, respectively. Alternative splicing of this gene generates 2 transcript variants.

For Research Use Only