

## CD74 Polyclonal Antibody

catalog number: E-AB-40347

**Note:** Centrifuge before opening to ensure complete recovery of vial contents.

Description	
Reactivity	Human;Mouse;Rat
Immunogen	Recombinant Human HLA class II histocompatibility antigen gamma chain protein
Host	Rabbit
Isotype	IgG
Purification	Antigen Affinity Purification
Conjugation	Unconjugated
Buffer	PBS with 0.05% Proclin300, 1% protective protein and 50% glycerol, pH7.4
Applications	Recommended Dilution
WB	1:500-1:1000
IHC	1:100-1:300

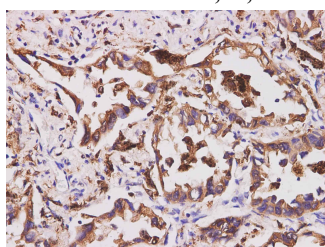
## Data



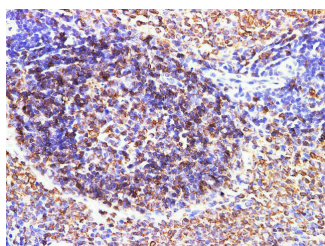
Western Blot analysis of Raji cell using CD74 Polyclonal Antibody at dilution of 1:1000

**Observed-MW:35 kDa**

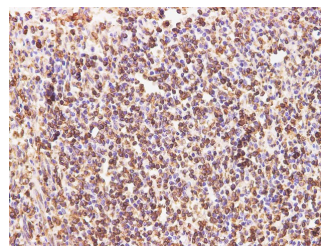
**Calculated-MW:33,26,18 kDa**



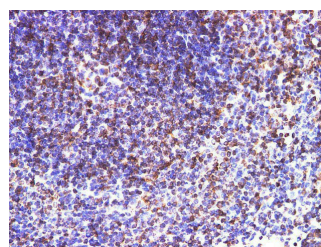
Immunohistochemistry of paraffin-embedded Human lung cancer using CD74 Polyclonal Antibody at dilution of 1:200



Immunohistochemistry of paraffin-embedded Rat spleen using CD74 Polyclonal Antibody at dilution of 1:200



Immunohistochemistry of paraffin-embedded Human tonsil using CD74 Polyclonal Antibody at dilution of 1:200



Immunohistochemistry of paraffin-embedded Mouse spleen using CD74 Polyclonal Antibody at dilution of 1:200

## Preparation & Storage

### For Research Use Only

Tel: 400-999-2100

Web: [www.elabscience.cn](http://www.elabscience.cn)

Email: [techsupport@elabscience.cn](mailto:techsupport@elabscience.cn)

Rev. V2.1

**Storage**

Store at -20°C Valid for 12 months. Avoid freeze / thaw cycles.

**Shipping**

The product is shipped with ice pack, upon receipt, store it immediately at the temperature recommended.

**Background**

The protein encoded by this gene associates with class II major histocompatibility complex (MHC) and is an important chaperone that regulates antigen presentation for immune response. It also serves as cell surface receptor for the cytokine macrophage migration inhibitory factor (MIF) which, when bound to the encoded protein, initiates survival pathways and cell proliferation. This protein also interacts with amyloid precursor protein (APP) and suppresses the production of amyloid beta (Aβ). Multiple alternatively spliced transcript variants encoding different isoforms have been identified.