

# TPT1 Polyclonal Antibody

Catalog Number: E-AB-18294

1 Publications



**Note:** Centrifuge before opening to ensure complete recovery of vial contents.

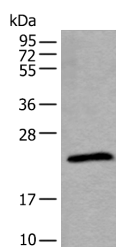
## Description

<b>Reactivity</b>	Human, Mouse, Rat
<b>Immunogen</b>	Full length fusion protein
<b>Host</b>	Rabbit
<b>Isotype</b>	IgG
<b>Purification</b>	Antigen affinity purification
<b>Conjugation</b>	Unconjugated
<b>Formulation</b>	PBS with 0.05% NaN <sub>3</sub> and 40% Glycerol, pH 7.4

## Applications Recommended Dilution

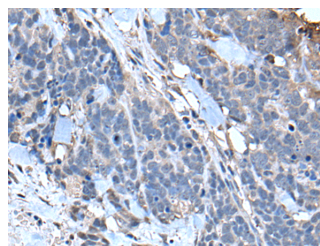
<b>WB</b>	1:1000-1:5000
<b>IHC</b>	1:45-1:300
<b>ELISA</b>	1:5000-1:10000

## Data

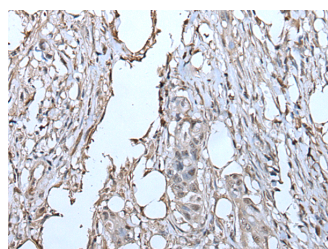


Western blot analysis of Jurkat cell lysate using TPT1 Polyclonal Antibody at dilution of 1:800

**Observed MW: Refer to figures**  
**Calculated Mw: 20 kDa**



Immunohistochemistry of paraffin-embedded Human thyroid cancer tissue using TPT1 Polyclonal Antibody at dilution of 1:85 (x200)



Immunohistochemistry of paraffin-embedded Human colorectal cancer tissue using TPT1 Polyclonal Antibody at dilution of 1:85 (x200)

## Preparation & Storage

**Storage** Store at -20°C. Avoid freeze / thaw cycles.

## Background

This gene encodes a protein that is a regulator of cellular growth and proliferation. Its mRNA is highly structured and

## For Research Use Only

A Reliable Research Partner in Life Science and Medicine

Toll-free: 1-888-852-8623

Web: [www.elabscience.com](http://www.elabscience.com)

Tel: 1-832-243-6086

Email: [techsupport@elabscience.com](mailto:techsupport@elabscience.com)

Fax: 1-832-243-6017

# TPT1 Polyclonal Antibody

Catalog Number: E-AB-18294

1 Publications



contains an oligopyrimidine tract (5'-TOP) in its 5' untranslated region that functions to repress its translation under quiescent conditions. The encoded protein is involved in a variety of cellular pathways, including apoptosis, protein synthesis and cell division. It binds to and stabilizes microtubules, and removal of this protein through phosphorylation is required for progression through mitotic and meiotic cell divisions. This gene is known to play a role in carcinogenesis, and is upregulated in some cancer cells. Alternative splicing results in multiple transcript variants encoding different isoforms.

---

## For Research Use Only

A Reliable Research Partner in Life Science and Medicine

Toll-free: 1-888-852-8623

Tel: 1-832-243-6086

Fax: 1-832-243-6017

Web: [www.elabscience.com](http://www.elabscience.com)

Email: [techsupport@elabscience.com](mailto:techsupport@elabscience.com)