APOA1 Polyclonal Antibody

Catalog Number:E-AB-65812

Note: Centrifuge before opening to ensure complete recovery of vial contents.

Description

Reactivity	Human,Mouse
Immunogen	Recombinant fusion protein of human APOA1 (NP_000030.1).
Host	Rabbit
Isotype	IgG
Purification	Affinity purification
Conjugation	Unconjugated
Formulation	PBS with 0.02% sodium azide, 50% glycerol, pH7.3.

Applications	Recommended Dilution
WB	1:500-1:2000
IHC	1:50-1:100
IF	1:50-1:200

Data

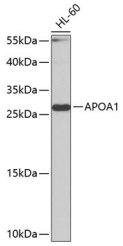

Western blot analysis of extracts of HL-60 cells using APOA1 Polyclonal Antibody at dilution of 1:1000.
Observed Mw:31kDa
Calculated Mw:30kDa

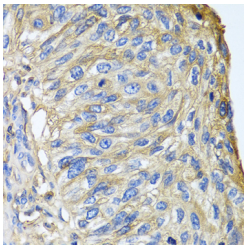

Immunohistochemistry of paraffin-embedded Human prostate cancer using APOA1 Polyclonal Antibody at dilution of 1:100 (40x lens).

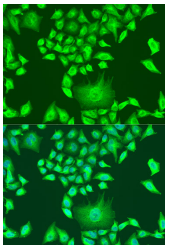

Immunofluorescence analysis of U2OS cells using APOA1 Polyclonal Antibody at dilution of 1:100.
Blue: DAPI for nuclear staining.

Preparation & Storage

Storage	Store at -20°C. Avoid freeze / thaw cycles.

Background

This gene encodes apolipoprotein A-I, which is the major protein component of high density lipoprotein (HDL) in

plasma. The encoded preproprotein is proteolytically processed to generate the mature protein, which promotes cholesterol efflux from tissues to the liver for excretion, and is a cofactor for lecithin cholesterolacyltransferase (LCAT), an enzyme responsible for the formation of most plasma cholesteryl esters. This gene is closely linked with two other apolipoprotein genes on chromosome 11. Defects in this gene are associated with HDL deficiencies, including Tangier disease, and with systemic non-neuropathic amyloidosis. Alternative splicing results in multiple transcript variants, at least one of which encodes a preproprotein.