

SMOX Polyclonal Antibody

Catalog Number: E-AB-90291

Note: Centrifuge before opening to ensure complete recovery of vial contents.


Description

| | |
|---------------------|--|
| Reactivity | Human, Mouse, Rat |
| Immunogen | Recombinant fusion protein of human SMOX |
| Host | Rabbit |
| Isotype | IgG |
| Purification | Affinity purification |
| Conjugation | Unconjugated |
| Formulation | PBS with 0.01% thiomersal, 50% glycerol, pH 7.3. |

Applications Recommended Dilution

| | |
|------------|--------------|
| WB | 1:500-1:2000 |
| IHC | 1:50-1:200 |

Data

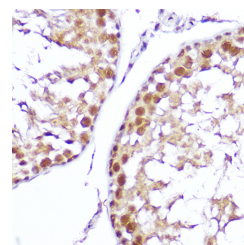


Western blot analysis of extracts of various cell lines using SMOX Polyclonal Antibody at 1:1000 dilution.

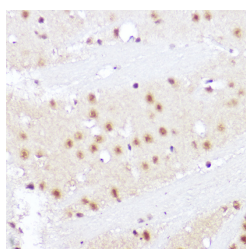
Observed Mw: 62kDa

Calculated

Mw: 20kDa/43kDa/56kDa/59kDa/61kDa/65kDa



Immunohistochemistry of paraffin-embedded mouse testis using SMOX Polyclonal Antibody at dilution of 1:100 (40x lens). Perform high pressure antigen retrieval with 10 mM citrate buffer pH 6.0 before commencing with IHC staining protocol.



Immunohistochemistry of paraffin-embedded rat brain using SMOX Polyclonal Antibody at dilution of 1:100 (40x lens). Perform high pressure antigen retrieval with 10 mM citrate buffer pH 6.0 before commencing with IHC staining protocol.

Preparation & Storage

Storage Store at -20°C. Avoid freeze/thaw cycles.

Background

For Research Use Only

A Reliable Research Partner in Life Science and Medicine

Toll-free: 1-888-852-8623

Web: www.elabscience.com

Tel: 1-832-243-6086

Email: techsupport@elabscience.com

Fax: 1-832-243-6017

SMOX Polyclonal Antibody

Catalog Number: E-AB-90291



Polyamines are ubiquitous polycationic alkylamines which include spermine, spermidine, putrescine, and agmatine. These molecules participate in a broad range of cellular functions which include cell cycle modulation, scavenging reactive oxygen species, and the control of gene expression. These molecules also play important roles in neurotransmission through their regulation of cell-surface receptor activity, involvement in intracellular signalling pathways, and their putative roles as neurotransmitters. This gene encodes an FAD-containing enzyme that catalyzes the oxidation of spermine to spermadine and secondarily produces hydrogen peroxide. Multiple transcript variants encoding different isoenzymes have been identified for this gene, some of which have failed to demonstrate significant oxidase activity on natural polyamine substrates. The characterized isoenzymes have distinctive biochemical characteristics and substrate specificities, suggesting the existence of additional levels of complexity in polyamine catabolism.

For Research Use Only

A Reliable Research Partner in Life Science and Medicine

Toll-free: 1-888-852-8623

Tel: 1-832-243-6086

Fax: 1-832-243-6017

Web: www.elabscience.com

Email: techsupport@elabscience.com