

FLNA Polyclonal Antibody

catalog number: E-AB-15040

Note: Centrifuge before opening to ensure complete recovery of vial contents.

Description


Reactivity	Human;Mouse
Immunogen	Recombinant protein of human FLNA
Host	Rabbit
Isotype	IgG
Purification	Affinity purification
Conjugation	Unconjugated
Buffer	Phosphate buffered solution, pH 7.4, containing 0.05% stabilizer and 50% glycerol.

Applications

Recommended Dilution

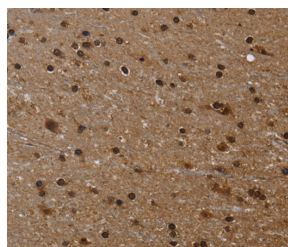
WB	1:1000-1:5000
IHC	1:50-1:200

Data

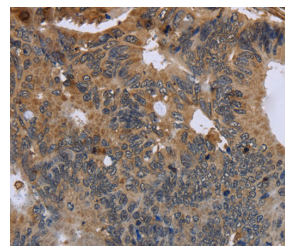


Western Blot analysis of PC3, NIH/3T3 and HUVEB cell using FLNA Polyclonal Antibody at dilution of 1:1100

Calculated-MW:281 kDa



Immunohistochemistry of paraffin-embedded Human brain using FLNA Polyclonal Antibody at dilution of 1:50



Immunohistochemistry of paraffin-embedded Human colon cancer using FLNA Polyclonal Antibody at dilution of 1:50

Preparation & Storage

Storage	Store at -20°C Valid for 12 months. Avoid freeze / thaw cycles.
Shipping	The product is shipped with ice pack, upon receipt, store it immediately at the temperature recommended.

Background

For Research Use Only

The protein encoded by this gene is an actin-binding protein that crosslinks actin filaments and links actin filaments to membrane glycoproteins. The encoded protein is involved in remodeling the cytoskeleton to effect changes in cell shape and migration. This protein interacts with integrins, transmembrane receptor complexes, and second messengers. Defects in this gene are a cause of several syndromes, including periventricular nodular heterotopias (PVNH1, PVNH4), otopalatodigital syndromes (OPD1, OPD2), frontometaphyseal dysplasia (FMD), Melnick-Needles syndrome (MNS), and X-linked congenital idiopathic intestinal pseudoobstruction (CIIPX). Two transcript variants encoding different isoforms have been found for this gene.