

FKBP5 Polyclonal Antibody

Catalog Number: E-AB-17966



Note: Centrifuge before opening to ensure complete recovery of vial contents.

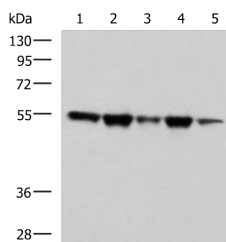
Description

Reactivity	Human
Immunogen	Synthetic peptide of human FKBP5
Host	Rabbit
Isotype	IgG
Purification	Antigen affinity purification
Conjugation	Unconjugated
Formulation	PBS with 0.05% NaN ₃ and 40% Glycerol, pH7.4

Applications Recommended Dilution

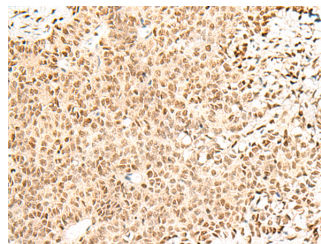
WB	1:500-1:2000
IHC	1:50-1:300
ELISA	1:5000-1:10000

Data

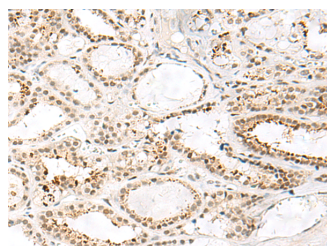


Western blot analysis of A172 HepG2 K562 and PC3 cell lysates using FKBP5 Polyclonal Antibody at dilution of 1:600

Observed MW: Refer to figures
Calculated Mw: 51 kDa



Immunohistochemistry of paraffin-embedded Human ovarian cancer tissue using FKBP5 Polyclonal Antibody at dilution of 1:50(×200)



Immunohistochemistry of paraffin-embedded Human thyroid cancer tissue using FKBP5 Polyclonal Antibody at dilution of 1:50(×200)

Preparation & Storage

Storage Store at -20°C. Avoid freeze / thaw cycles.

Background

For Research Use Only

A Reliable Research Partner in Life Science and Medicine

Toll-free: 1-888-852-8623

Web: www.elabscience.com

Tel: 1-832-243-6086

Email: techsupport@elabscience.com

Fax: 1-832-243-6017

FKBP5 Polyclonal Antibody

Catalog Number: E-AB-17966



The protein encoded by this gene is a member of the immunophilin protein family, which play a role in immunoregulation and basic cellular processes involving protein folding and trafficking. This encoded protein is a cis-trans prolyl isomerase that binds to the immunosuppressants FK506 and rapamycin. It is thought to mediate calcineurin inhibition. It also interacts functionally with mature hetero-oligomeric progesterone receptor complexes along with the 90 kDa heat shock protein and P23 protein. This gene has been found to have multiple polyadenylation sites. Alternative splicing results in multiple transcript variants.

For Research Use Only

A Reliable Research Partner in Life Science and Medicine

Toll-free: 1-888-852-8623

Tel: 1-832-243-6086

Fax: 1-832-243-6017

Web: www.elabscience.com

Email: techsupport@elabscience.com