

ABHD14B Polyclonal Antibody

catalog number: E-AB-18410

Note: Centrifuge before opening to ensure complete recovery of vial contents.

Description

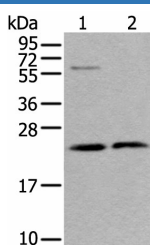
Reactivity	Human;Mouse;Rat
Immunogen	Full length fusion protein
Host	Rabbit
Isotype	IgG
Purification	Antigen affinity purification
Conjugation	Unconjugated
buffer	Phosphate buffered solution, pH 7.4, containing 0.05% stabilizer and 50% glycerol.

Applications

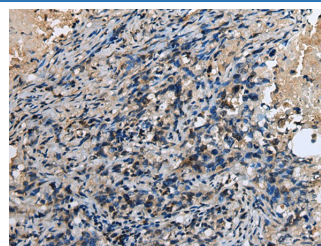
Recommended Dilution

WB	1:500-1:2000
IHC	1:25-1:100

Data



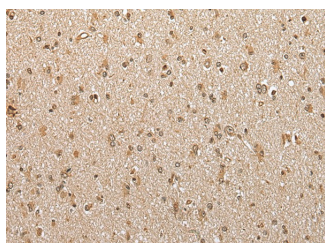
Western blot analysis of LO2 cell and Human testis tissue lysates using ABHD14B Polyclonal Antibody at dilution of 1:350



Immunohistochemistry of paraffin-embedded Human lung cancer tissue using ABHD14B Polyclonal Antibody at dilution of 1:30(×200)

Observed-MV:Refer to figures

Calculated-MV:22 kDa



Immunohistochemistry of paraffin-embedded Human brain tissue using ABHD14B Polyclonal Antibody at dilution of 1:30(×200)

Preparation & Storage

Storage	Store at -20°C Valid for 12 months. Avoid freeze / thaw cycles.
Shipping	The product is shipped with ice pack,upon receipt,store it immediately at the temperature recommended.

Background

ABHD14B is a 210 amino acid protein that localizes to both the cytoplasm and the nucleus where it exists as two alternatively spliced isoforms. Has hydrolase activity towards p-nitrophenyl butyrate (in vitro). May activate transcription.

For Research Use Only