

FDXR Polyclonal Antibody

catalog number: E-AB-52975

Note: Centrifuge before opening to ensure complete recovery of vial contents.

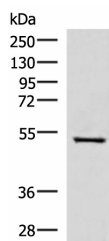
Description

Reactivity	Human;Mouse;Rat
Immunogen	Fusion protein of human FDXR
Host	Rabbit
Isotype	IgG
Purification	Antigen affinity purification
Buffer	Phosphate buffered solution, pH 7.4, containing 0.05% stabilizer and 50% glycerol.

Applications Recommended Dilution

WB	1:1000-1:5000
IHC	1:100-1:500

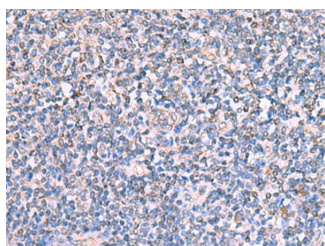
Data



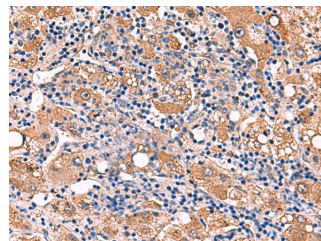
Western blot analysis of HepG2 cell lysate using FDXR Polyclonal Antibody at dilution of 1:1000

Observed-MW:Refer to figures

Calculated-MW:54 kDa



Immunohistochemistry of paraffin-embedded Human tonsil tissue using FDXR Polyclonal Antibody at dilution of 1:110(×200)



Immunohistochemistry of paraffin-embedded Human liver cancer tissue using FDXR Polyclonal Antibody at dilution of 1:110(×200)

Preparation & Storage

Storage	Store at -20°C Valid for 12 months. Avoid freeze / thaw cycles.
Shipping	The product is shipped with ice pack,upon receipt,store it immediately at the temperature recommended.

Background

This gene encodes a mitochondrial flavoprotein that initiates electron transport for cytochromes P450 receiving electrons from NADPH. Multiple alternatively spliced transcript variants have been found for this gene.

For Research Use Only