

HNRNPA3 Polyclonal Antibody

Catalog Number: E-AB-19996



Note: Centrifuge before opening to ensure complete recovery of vial contents.

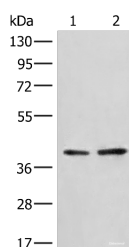
Description

Reactivity	Human, Mouse, Rat
Immunogen	Synthetic peptide of human HNRNPA3
Host	Rabbit
Isotype	IgG
Purification	Antigen affinity purification
Conjugation	Unconjugated
Formulation	PBS with 0.05% NaN ₃ and 40% Glycerol, pH7.4

Applications Recommended Dilution

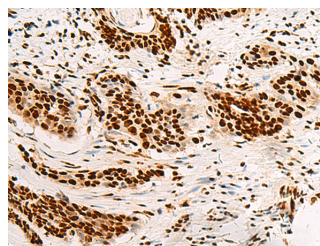
WB	1:500-1:2000
IHC	1:50-1:300
ELISA	1:5000-1:10000

Data

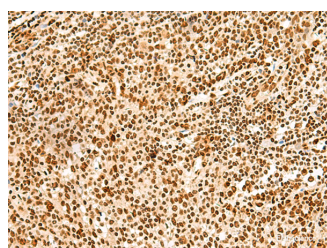


Western blot analysis of A172 and LO2 cell lysates using HNRNPA3 Polyclonal Antibody at dilution of 1:500

Observed Mw: Refer to figures
Calculated Mw: 40 kDa



Immunohistochemistry of paraffin-embedded Human esophagus cancer tissue using HNRNPA3 Polyclonal Antibody at dilution of 1:45 (×200)



Immunohistochemistry of paraffin-embedded Human tonsil tissue using HNRNPA3 Polyclonal Antibody at dilution of 1:45 (×200)

Preparation & Storage

Storage Store at -20°C. Avoid freeze / thaw cycles.

Background

For Research Use Only

A Reliable Research Partner in Life Science and Medicine

Toll-free: 1-888-852-8623

Web: www.elabscience.com

Tel: 1-832-243-6086

Email: techsupport@elabscience.com

Fax: 1-832-243-6017

HNRNPA3 Polyclonal Antibody

Catalog Number: E-AB-19996



Plays a role in cytoplasmic trafficking of RNA. Binds to the cis-acting response element, A2RE. May be involved in pre-mRNA splicing.

For Research Use Only

A Reliable Research Partner in Life Science and Medicine

Toll-free: 1-888-852-8623

Tel: 1-832-243-6086

Fax: 1-832-243-6017

Web: www.elabscience.com

Email: techsupport@elabscience.com