

MOB4 Polyclonal Antibody

catalog number: E-AB-52342

Note: Centrifuge before opening to ensure complete recovery of vial contents.

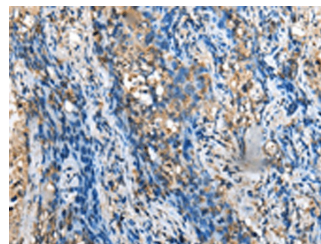
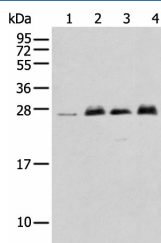
Description

Reactivity	Human;Mouse;Rat
Immunogen	Full length fusion protein
Host	Rabbit
Isotype	IgG
Purification	Antigen affinity purification
Buffer	Phosphate buffered solution, pH 7.4, containing 0.05% stabilizer and 50% glycerol.

Applications

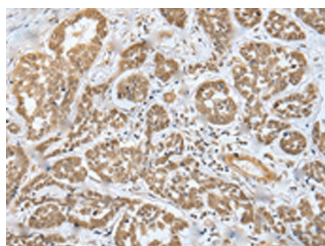
Applications	Recommended Dilution
WB	1:500-1:2000
IHC	1:25-1:100

Data



Western blot analysis of K-562 cell Mouse brain tissue Rat brain tissue Human fetal brain tissue using MOB4 Polyclonal Antibody at dilution of 1:400
Immunohistochemistry of paraffin-embedded Human lung cancer tissue using MOB4 Polyclonal Antibody at dilution of 1:35(×200)

Observed-MW:Refer to figures
Calculated-MW:26 kDa



Immunohistochemistry of paraffin-embedded Human esophagus cancer tissue using MOB4 Polyclonal Antibody at dilution of 1:35(×200)

Preparation & Storage

Storage	Store at -20°C Valid for 12 months. Avoid freeze / thaw cycles.
Shipping	The product is shipped with ice pack,upon receipt,store it immediately at the temperature recommended.

Background

For Research Use Only

This gene was identified based on its similarity with the mouse counterpart. Studies of the mouse counterpart suggest that the expression of this gene may be regulated during oocyte maturation and preimplantation following zygotic gene activation. Alternatively spliced transcript variants encoding distinct isoforms have been observed. Naturally occurring read-through transcription occurs between this locus and the neighboring locus HSPE1.

For Research Use Only

Toll-free: 1-888-852-8623
Web: www.elabscience.com

Tel: 1-832-243-6086
Email: techsupport@elabscience.com

Fax: 1-832-243-6017

Rev. V1.8