

PPARA Polyclonal Antibody

catalog number: E-AB-70253

Note: Centrifuge before opening to ensure complete recovery of vial contents.

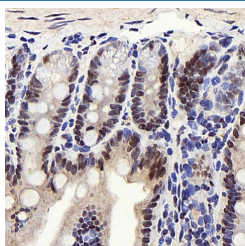
Description

Reactivity	Mouse;Rat
Immunogen	KLH conjugated Synthetic peptide corresponding to Mouse PPARα
Host	Rabbit
Isotype	IgG
Purification	Affinity purification
Buffer	Phosphate buffered solution, pH 7.4, containing 0.05% stabilizer, 1% protein protectant and 50% glycerol.

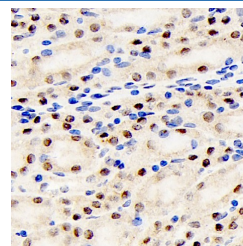
Applications

Applications	Recommended Dilution
IHC	1:200-1:500

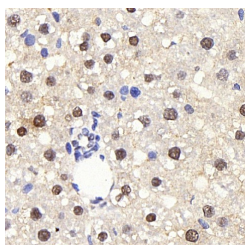
Data



Immunohistochemistry analysis of paraffin-embedded mouse colon using PPARA Polyclonal Antibody at dilution of 1:300.



Immunohistochemistry analysis of paraffin-embedded mouse kidney using PPARA Polyclonal Antibody at dilution of 1:200.



Immunohistochemistry analysis of paraffin-embedded rat liver using PPARA Polyclonal Antibody at dilution of 1:300.

Preparation & Storage

Storage	Store at -20°C Valid for 12 months. Avoid freeze / thaw cycles.
Shipping	The product is shipped with ice pack, upon receipt, store it immediately at the temperature recommended.

Background

For Research Use Only

Peroxisome proliferator-activated receptor alpha (PPARA) is a ligand-activated transcription factor that belongs to the PPAR nuclear receptor superfamily. PPARA is essential in the modulation of lipid transport and metabolism, mainly through activating mitochondrial and peroxisomal fatty acid β -oxidation pathways. In addition, PPARA seems to decrease inflammation mainly through direct interaction with NF- κ B, causing inhibition of its signaling pathway or reducing the activated levels of NF- κ B and subsequent inflammation. Furthermore, PPARA was implicated in the attenuation of oxidative stress in alcoholic liver disease when treated with polyenephosphatidylcholine through downregulation of ROS-generating enzymes such as ethanol-inducible cytochrome P450 2E1 (CYP2E1), acyl-CoA oxidase, and NADPH oxidase.

For Research Use Only

Toll-free: 1-888-852-8623
Web: www.elabscience.com

Tel: 1-832-243-6086
Email: techsupport@elabscience.com

Fax: 1-832-243-6017

Rev. V1.6