

PLEKHF2 Polyclonal Antibody

catalog number: E-AB-53115

Note: Centrifuge before opening to ensure complete recovery of vial contents.

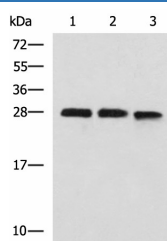
Description

Reactivity	Human;Mouse
Immunogen	Fusion protein of human PLEKHF2
Host	Rabbit
Isotype	IgG
Purification	Antigen affinity purification
Conjugation	Unconjugated
buffer	Phosphate buffered solution, pH 7.4, containing 0.05% stabilizer and 50% glycerol.

Applications

Applications	Recommended Dilution
WB	1:1000-1:5000
IHC	1:100-1:200

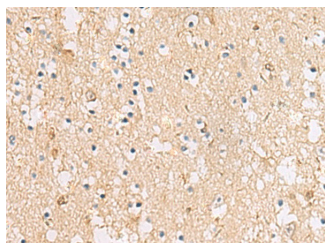
Data



Western blot analysis of 293T and K562 cell lysates using PLEKHF2 Polyclonal Antibody at dilution of 1:1400

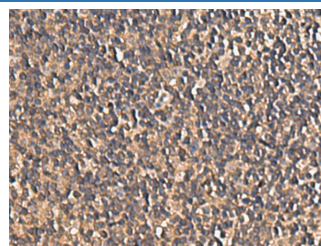
Observed-MV:Refer to figures

Calculated-MV:28 kDa



Immunohistochemistry of paraffin-embedded Human brain tissue using PLEKHF2 Polyclonal Antibody at dilution of

1:85(×200)



Immunohistochemistry of paraffin-embedded Human tonsil tissue using PLEKHF2 Polyclonal Antibody at dilution of

1:85(×200)

Preparation & Storage

Storage	Store at -20°C Valid for 12 months. Avoid freeze / thaw cycles.
Shipping	The product is shipped with ice pack,upon receipt,store it immediately at the temperature recommended.

Background

May play a role in early endosome fusion upstream of RAB5, hence regulating receptor trafficking and fluid-phase transport. Enhances cellular sensitivity to TNF-induced apoptosis (PubMed:18288467).

For Research Use Only