

NAT10 Polyclonal Antibody

Catalog Number: E-AB-11420

Note: Centrifuge before opening to ensure complete recovery of vial contents.

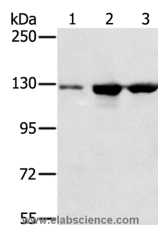
Description

Reactivity	Human, Mouse
Immunogen	Recombinant protein of human NAT10
Host	Rabbit
Isotype	IgG
Purification	Affinity purification
Conjugation	Unconjugated
Formulation	PBS with 0.05% sodium azide and 50% glycerol, PH7.4

Applications Recommended Dilution

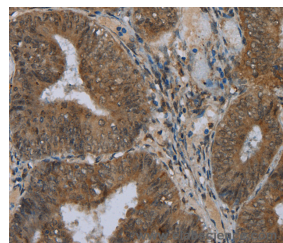
WB	1:500-1:2000
IHC	1:50-1:200

Data

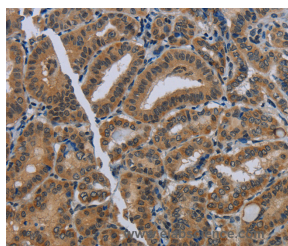


Western Blot analysis of A549, K562 and hela cell using NAT10 Polyclonal Antibody at dilution of 1:200

Calculated Mw: 116kDa



Immunohistochemistry of paraffin-embedded Human colon cancer using NAT10 Polyclonal Antibody at dilution of 1:40



Immunohistochemistry of paraffin-embedded Human thyroid cancer using NAT10 Polyclonal Antibody at dilution of 1:40

Preparation & Storage

Storage Store at -20°C. Avoid freeze / thaw cycles.

Background

N-acetyltransferase 10 is an enzyme that in humans is encoded by the NAT10 gene. Has protein acetyltransferase activity in vitro. Can acetylate both histones and microtubules. Histone acetylation may regulate transcription and mitotic chromosome de-condensation. Activates telomerase activity by stimulating the transcription of TERT, and may also

For Research Use Only

A Reliable Research Partner in Life Science and Medicine

Toll-free: 1-888-852-8623

Web: www.elabscience.com

Tel: 1-832-243-6086

Email: techsupport@elabscience.com

Fax: 1-832-243-6017

NAT10 Polyclonal Antibody

Catalog Number: E-AB-11420



regulate telomerase function by affecting the balance of telomerase subunit assembly, disassembly, and localization.

For Research Use Only

A Reliable Research Partner in Life Science and Medicine

Toll-free: 1-888-852-8623

Tel: 1-832-243-6086

Fax: 1-832-243-6017

Web: www.elabscience.com

Email: techsupport@elabscience.com