

# TSC22D3 Polyclonal Antibody

catalog number: E-AB-70164

**Note:** Centrifuge before opening to ensure complete recovery of vial contents.

## Description

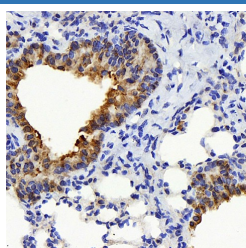
<b>Reactivity</b>	Mouse;Rat
<b>Immunogen</b>	KLH conjugated Synthetic peptide corresponding to Mouse GILZ
<b>Host</b>	Rabbit
<b>Isotype</b>	IgG
<b>Purification</b>	Affinity purification
<b>Conjugation</b>	Unconjugated
<b>buffer</b>	Phosphate buffered solution, pH 7.4, containing 0.05% stabilizer, 1% protein protectant and 50% glycerol.

## Applications

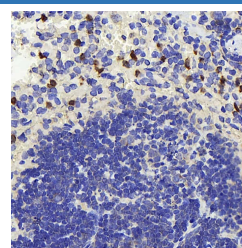
## Recommended Dilution

<b>IHC</b>	1:300-1:800
------------	-------------

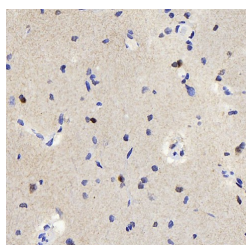
## Data



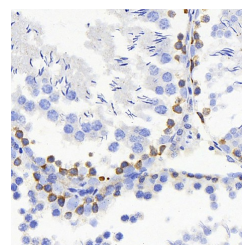
Immunohistochemistry analysis of paraffin-embedded mouse lung using TSC22D3 Polyclonal Antibody at dilution of 1:300.



Immunohistochemistry analysis of paraffin-embedded mouse spleen using TSC22D3 Polyclonal Antibody at dilution of 1:300.



Immunohistochemistry analysis of paraffin-embedded rat brain using TSC22D3 Polyclonal Antibody at dilution of 1:300.



Immunohistochemistry analysis of paraffin-embedded rat testis using TSC22D3 Polyclonal Antibody at dilution of 1:300.

## Preparation & Storage

<b>Storage</b>	Store at -20°C Valid for 12 months. Avoid freeze / thaw cycles.
<b>Shipping</b>	The product is shipped with ice pack, upon receipt, store it immediately at the temperature recommended.

## Background

The protein encoded by this gene shares significant sequence identity with the murine TSC-22 and Drosophila shs, both of which are leucine zipper proteins, that function as transcriptional regulators. The expression of this gene is stimulated by glucocorticoids and interleukin 10, and it appears to play a key role in the anti-inflammatory and immunosuppressive effects of this steroid and chemokine. Transcript variants encoding different isoforms have been identified for this gene.

## For Research Use Only