

FOXK2 Polyclonal Antibody

catalog number: **E-AB-52021**

Note: Centrifuge before opening to ensure complete recovery of vial contents.

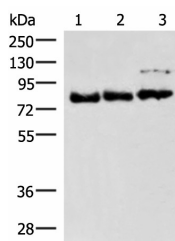
Description

Reactivity	Human
Immunogen	Synthetic peptide of human FOXK2
Host	Rabbit
Isotype	IgG
Purification	Antigen affinity purification
Buffer	Phosphate buffered solution, pH 7.4, containing 0.05% stabilizer and 50% glycerol.

Applications Recommended Dilution

WB	1:1000-1:5000
IHC	1:50-1:300

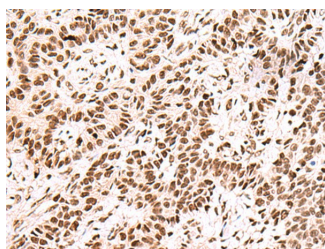
Data



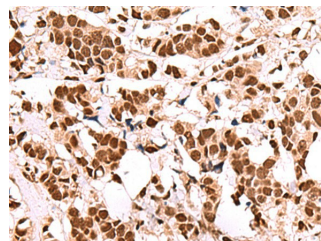
Western blot analysis of 231 A172 and HepG2 cell lysates using FOXK2 Polyclonal Antibody at dilution of 1:800

Observed-MW: Refer to figures

Calculated-MW: 69 kDa



Immunohistochemistry of paraffin-embedded Human ovarian cancer tissue using FOXK2 Polyclonal Antibody at dilution of 1:60(×200)



Immunohistochemistry of paraffin-embedded Human breast cancer tissue using FOXK2 Polyclonal Antibody at dilution of 1:60(×200)

Preparation & Storage

Storage	Store at -20°C Valid for 12 months. Avoid freeze / thaw cycles.
Shipping	The product is shipped with ice pack, upon receipt, store it immediately at the temperature recommended.

Background

The protein encoded by this gene contains a fork head DNA binding domain. This protein can bind to the purine-rich motifs of the HIV long terminal repeat (LTR), and to the similar purine-rich motif in the interleukin 2 (IL2) promoter. It may be involved in the regulation of viral and cellular promoter elements.

For Research Use Only