

# FAM84B Polyclonal Antibody

catalog number: E-AB-19849

**Note:** Centrifuge before opening to ensure complete recovery of vial contents.

## Description

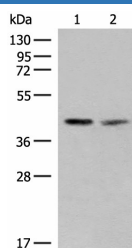
<b>Reactivity</b>	Human
<b>Immunogen</b>	Synthetic peptide of human FAM84B
<b>Host</b>	Rabbit
<b>Isotype</b>	IgG
<b>Purification</b>	Antigen affinity purification
<b>Conjugation</b>	Unconjugated
<b>buffer</b>	Phosphate buffered solution, pH 7.4, containing 0.05% stabilizer and 50% glycerol.

## Applications

## Recommended Dilution

<b>WB</b>	1:500-1:2000
<b>IHC</b>	1:40-1:200

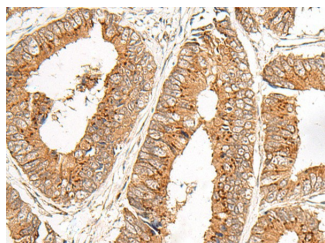
## Data



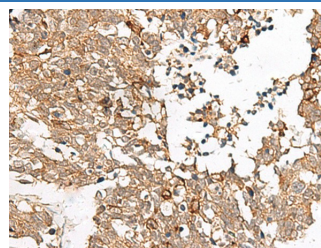
Western blot analysis of PC3 and HUVEC cell lysates using FAM84B Polyclonal Antibody at dilution of 1:400

**Observed-MV: Refer to figures**

**Calculated-MV: 34 kDa**



Immunohistochemistry of paraffin-embedded Human colorectal cancer tissue using FAM84B Polyclonal Antibody at dilution of 1:45 (×200)



Immunohistochemistry of paraffin-embedded Human lung cancer tissue using FAM84B Polyclonal Antibody at dilution of 1:45 (×200)

## Preparation & Storage

<b>Storage</b>	Store at -20°C Valid for 12 months. Avoid freeze / thaw cycles.
<b>Shipping</b>	The product is shipped with ice pack, upon receipt, store it immediately at the temperature recommended.

## Background

FAM84B (Family With Sequence Similarity 84 Member B) is a Protein Coding gene. Diseases associated with FAM84B include Prostate Cancer Susceptibility. An important paralog of this gene is FAM84A.

## For Research Use Only