

NDUFS5 Polyclonal Antibody

catalog number: E-AB-11430

Note: Centrifuge before opening to ensure complete recovery of vial contents.

Description


Reactivity	Human
Immunogen	Recombinant protein of human NDUFS5
Host	Rabbit
Isotype	IgG
Purification	Affinity purification
Conjugation	Unconjugated
buffer	Phosphate buffered solution, pH 7.4, containing 0.05% stabilizer and 50% glycerol.

Applications

Recommended Dilution

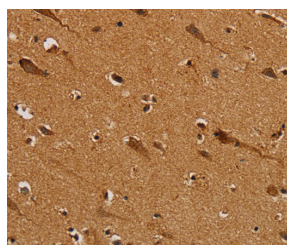
WB	1:500-1:2000
IHC	1:50-1:200

Data

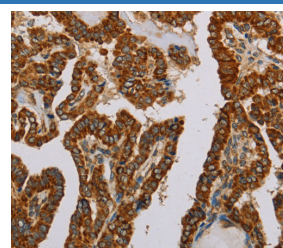


Western Blot analysis of Human liver tissue and K562 cell, Human fetal brain tissue and Raji cell using NDUFS5 Polyclonal Antibody at dilution of 1:400

Calculated-MV:13 kDa



Immunohistochemistry of paraffin-embedded Human brain using NDUFS5 Polyclonal Antibody at dilution of 1:50



Immunohistochemistry of paraffin-embedded Human thyroid cancer using NDUFS5 Polyclonal Antibody at dilution of 1:50

Preparation & Storage

Storage	Store at -20°C Valid for 12 months. Avoid freeze / thaw cycles.
Shipping	The product is shipped with ice pack, upon receipt, store it immediately at the temperature recommended.

Background

This gene is a member of the NADH dehydrogenase (ubiquinone) iron-sulfur protein family. The encoded protein is a subunit of the NADH:ubiquinone oxidoreductase (complex I), the first enzyme complex in the electron transport chain located in the inner mitochondrial membrane. Alternative splicing results in multiple transcript variants and pseudogenes have been identified on chromosomes 1, 4 and 17.

For Research Use Only