

SCGB3A2 Polyclonal Antibody

Catalog Number: E-AB-66012



Note: Centrifuge before opening to ensure complete recovery of vial contents.

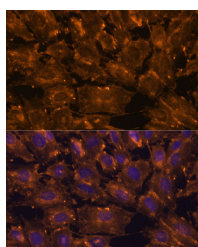
Description

Reactivity	Human, Mouse, Rat
Immunogen	Recombinant fusion protein of human SCGB3A2 (NP_473364.1).
Host	Rabbit
Isotype	IgG
Purification	Affinity purification
Conjugation	Unconjugated
Formulation	PBS with 0.02% sodium azide, 50% glycerol, pH7.3.

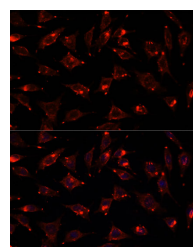
Applications Recommended Dilution

IF	1:50-1:200
-----------	------------

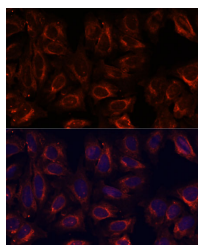
Data



Immunofluorescence analysis of C6 cells using SCGB3A2 Polyclonal Antibody at dilution of 1:100.
Blue: DAPI for nuclear staining.



Immunofluorescence analysis of L929 cells using SCGB3A2 Polyclonal Antibody at dilution of 1:100.
Blue: DAPI for nuclear staining.



Immunofluorescence analysis of U-2 OS cells using SCGB3A2 Polyclonal Antibody at dilution of 1:100.
Blue: DAPI for nuclear staining.

Preparation & Storage

Storage Store at -20°C. Avoid freeze / thaw cycles.

Background

The protein encoded by this gene is a secreted lung surfactant protein and a downstream target of thyroid transcription factor. A single nucleotide polymorphism in the promoter of this gene results in susceptibility to asthma.

For Research Use Only

A Reliable Research Partner in Life Science and Medicine

Toll-free: 1-888-852-8623

Web: www.elabscience.com

Tel: 1-832-243-6086

Email: techsupport@elabscience.com

Fax: 1-832-243-6017