

IMPA1 Polyclonal Antibody

Catalog Number:E-AB-18668



Note: Centrifuge before opening to ensure complete recovery of vial contents.

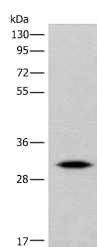
Description

Reactivity	Human, Mouse, Rat
Immunogen	Fusion protein of human IMPA1
Host	Rabbit
Isotype	IgG
Purification	Antigen affinity purification
Conjugation	Unconjugated
Formulation	PBS with 0.05% NaN ₃ and 40% Glycerol,pH7.4

Applications Recommended Dilution

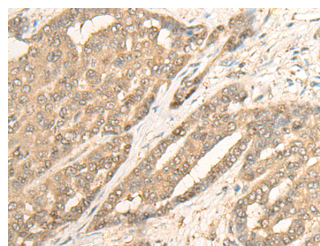
WB	1:500-1:2000
IHC	1:25-1:100
ELISA	1:5000-1:10000

Data

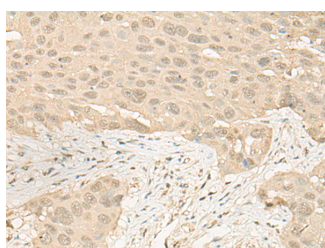


Western blot analysis of Human cerebrum tissue lysate using IMPA1 Polyclonal Antibody at dilution of 1:360

Observed MW:Refer to figures
Calculated Mw:30 kDa



Immunohistochemistry of paraffin-embedded Human liver cancer tissue using IMPA1 Polyclonal Antibody at dilution of 1:25(×200)



Immunohistochemistry of paraffin-embedded Human esophagus cancer tissue using IMPA1 Polyclonal Antibody at dilution of 1:25(×200)

Preparation & Storage

Storage Store at -20°C. Avoid freeze / thaw cycles.

Background

For Research Use Only

A Reliable Research Partner in Life Science and Medicine

Toll-free: 1-888-852-8623

Web: www.elabscience.com

Tel: 1-832-243-6086

Email: techsupport@elabscience.com

Fax: 1-832-243-6017

IMPA1 Polyclonal Antibody

Catalog Number: E-AB-18668



This gene encodes an enzyme that dephosphorylates myo-inositol monophosphate to generate free myo-inositol, a precursor of phosphatidylinositol, and is therefore an important modulator of intracellular signal transduction via the production of the second messengers myo-inositol 1,4,5-trisphosphate and diacylglycerol. This enzyme can also use myo-inositol-1,3-diphosphate, myo-inositol-1,4-diphosphate, scyllo-inositol-phosphate, glucose-1-phosphate, glucose-6-phosphate, fructose-1-phosphate, beta-glycerophosphate, and 2'-AMP as substrates. This enzyme shows magnesium-dependent phosphatase activity and is inhibited by therapeutic concentrations of lithium. Inhibition of inositol monophosphate hydrolysis and subsequent depletion of inositol for phosphatidylinositol synthesis may explain the anti-manic and anti-depressive effects of lithium administered to treat bipolar disorder. Alternative splicing results in multiple transcript variants encoding distinct isoforms. A pseudogene of this gene is also present on chromosome 8q21.13.

For Research Use Only

A Reliable Research Partner in Life Science and Medicine

Toll-free: 1-888-852-8623

Tel: 1-832-243-6086

Fax: 1-832-243-6017

Web: www.elabscience.com

Email: techsupport@elabscience.com