

Recombinant IDO1 Monoclonal Antibody

catalog number: AN301561L

Note: Centrifuge before opening to ensure complete recovery of vial contents.

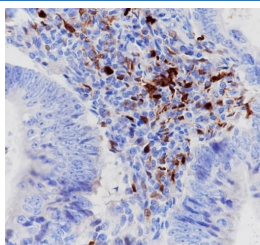
Description

Reactivity	Human;
Immunogen	Recombinant human IDO1 fragment
Host	Rabbit
Isotype	IgG, κ
Clone	A260
Purification	Protein A purified
Buffer	PBS, 50% glycerol, 0.05% Proclin 300, 0.05% protein protectant.

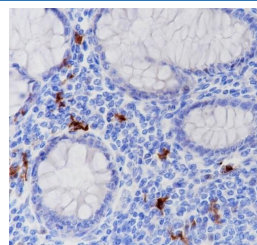
Applications Recommended Dilution

IHC	1:200-1:1000
------------	--------------

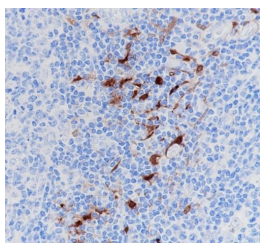
Data



Immunohistochemistry of paraffin-embedded Human colon cancer using IDO1 Monoclonal Antibody at dilution of 1:1000.



Immunohistochemistry of paraffin-embedded Human colon using IDO1 Monoclonal Antibody at dilution of 1:1000.



Immunohistochemistry of paraffin-embedded Human tonsil using IDO1 Monoclonal Antibody at dilution of 1:1000.

Preparation & Storage

Storage	Store at -20°C Valid for 12 months. Avoid freeze / thaw cycles.
Shipping	Ice bag

Background

Catalyzes the first and rate limiting step of the catabolism of the essential amino acid tryptophan along the kynurenine pathway. Involved in the peripheral immune tolerance, contributing to maintain homeostasis by preventing autoimmunity or immunopathology that would result from uncontrolled and overreacting immune responses.

For Research Use Only

Toll-free: 1-888-852-8623
Web: www.elabscience.com

Tel: 1-832-243-6086
Email: techsupport@elabscience.com

Fax: 1-832-243-6017

Rev. V1.1