

GJB4 Polyclonal Antibody

catalog number: E-AB-12736

Note: Centrifuge before opening to ensure complete recovery of vial contents.


Description

Reactivity	Human;Mouse
Immunogen	Synthetic peptide of human GJB4
Host	Rabbit
Isotype	IgG
Purification	Affinity purification
Buffer	Phosphate buffered solution, pH 7.4, containing 0.05% stabilizer and 50% glycerol.

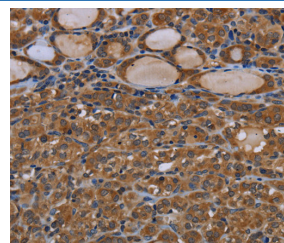
Applications

Applications	Recommended Dilution
WB	1:500-1:2000
IHC	1:50-1:200

Data

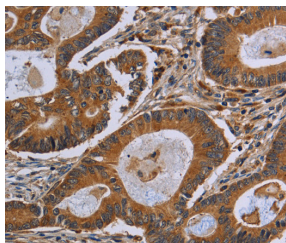


Western Blot analysis of Mouse skin tissue and Hela cell using GJB4 Polyclonal Antibody at dilution of 1:200



Immunohistochemistry of paraffin-embedded Human thyroid cancer using GJB4 Polyclonal Antibody at dilution of 1:40

Calculated-MV:30 kDa



Immunohistochemistry of paraffin-embedded Human colon cancer using GJB4 Polyclonal Antibody at dilution of 1:40

Preparation & Storage

Storage	Store at -20°C Valid for 12 months. Avoid freeze / thaw cycles.
Shipping	The product is shipped with ice pack, upon receipt, store it immediately at the temperature recommended.

Background

This gene encodes a transmembrane connexin protein that is a component of gap junctions. Mutations in this gene have been associated with erythrokeratoderma variabilis, progressive symmetric erythrokeratoderma and hearing impairment.

For Research Use Only