
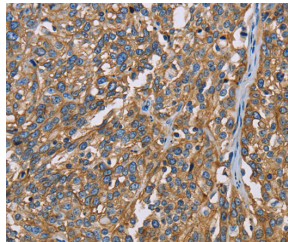
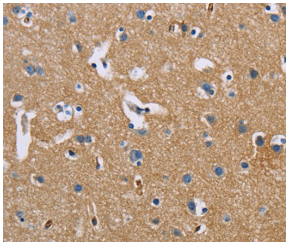


BSG Polyclonal Antibody

catalog number: E-AB-14835

Note: Centrifuge before opening to ensure complete recovery of vial contents.

Description	
Reactivity	Human
Immunogen	Recombinant protein of human BSG
Host	Rabbit
Isotype	IgG
Purification	Affinity purification
Conjugation	Unconjugated
Buffer	Phosphate buffered solution, pH 7.4, containing 0.05% stabilizer and 50% glycerol.
Applications	Recommended Dilution
WB	1:500-1:2000
IHC	1:50-1:200

Data	
 <p>Western Blot analysis of A549 and 231 cell using BSG Polyclonal Antibody at dilution of 1:430</p> <p>Calculated-MW:42 kDa</p>	 <p>Immunohistochemistry of paraffin-embedded Human esophagus cancer using BSG Polyclonal Antibody at dilution of 1:60</p>
 <p>Immunohistochemistry of paraffin-embedded Human brain using BSG Polyclonal Antibody at dilution of 1:60</p>	

Preparation & Storage	
Storage	Store at -20°C Valid for 12 months. Avoid freeze / thaw cycles.
Shipping	The product is shipped with ice pack, upon receipt, store it immediately at the temperature recommended.

Background	
<p>The protein encoded by this gene is a plasma membrane protein that is important in spermatogenesis, embryo implantation, neural network formation, and tumor progression. The encoded protein is also a member of the immunoglobulin superfamily. Multiple transcript variants encoding different isoforms have been found for this gene.</p>	

For Research Use Only