


IL6R Polyclonal Antibody

catalog number: E-AB-40344

Note: Centrifuge before opening to ensure complete recovery of vial contents.


Description	
Reactivity	Human;Mouse;Rat
Immunogen	Recombinant Human Interleukin-6 receptor subunit alpha protein
Host	Rabbit
Isotype	IgG
Purification	Antigen Affinity Purification
Conjugation	Unconjugated
Buffer	PBS with 0.05% Proclin300, 1% protective protein and 50% glycerol, pH7.4
Applications	Recommended Dilution
WB	1:1000-1:2000
IHC	1:100-1:300

Data



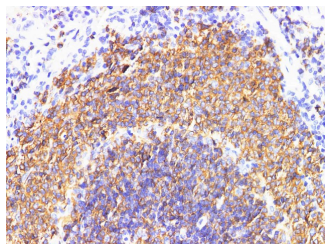
Western Blot analysis of Rat liver, Mouse spleen and Mouse liver using IL6R Polyclonal Antibody at dilution of 1:2000

Observed-MW:80 kDa
Calculated-MW:40,51 kDa



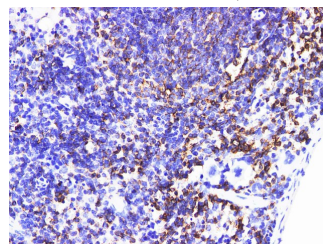
Western Blot analysis of Jurkat and HeLa Cells using IL6R Polyclonal Antibody at dilution of 1:2000

Observed-MW:80 kDa
Calculated-MW:40,51 kDa



Western Blot analysis of Rat spleen using IL6R Polyclonal Antibody at dilution of 1:2000

Observed-MW:80 kDa
Calculated-MW:40,51 kDa



Immunohistochemistry of paraffin-embedded Mouse spleen using IL6R Polyclonal Antibody at dilution of 1:200

Immunohistochemistry of paraffin-embedded Rat spleen
using IL6R Polyclonal Antibody at dilution of 1:200

Preparation & Storage

Storage

Store at -20°C Valid for 12 months. Avoid freeze / thaw cycles.

Shipping

The product is shipped with ice pack, upon receipt, store it immediately at the temperature recommended.

Background

This gene encodes a subunit of the interleukin 6 (IL6) receptor complex. Interleukin 6 is a potent pleiotropic cytokine that regulates cell growth and differentiation and plays an important role in the immune response. The IL6 receptor is a protein complex consisting of this protein and interleukin 6 signal transducer (IL6ST/GP130/IL6-beta), a receptor subunit also shared by many other cytokines. Dysregulated production of IL6 and this receptor are implicated in the pathogenesis of many diseases, such as multiple myeloma, autoimmune diseases and prostate cancer. Alternatively spliced transcript variants encoding distinct isoforms have been reported. A pseudogene of this gene is found on chromosome 9.