

LRRC19 Polyclonal Antibody

catalog number: E-AB-52280

Note: Centrifuge before opening to ensure complete recovery of vial contents.

Description

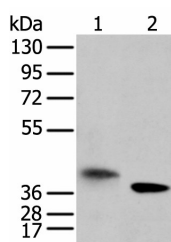
| | |
|---------------------|--|
| Reactivity | Human;Mouse |
| Immunogen | Fusion protein of human LRRC19 |
| Host | Rabbit |
| Isotype | IgG |
| Purification | Antigen affinity purification |
| Conjugation | Unconjugated |
| Buffer | Phosphate buffered solution, pH 7.4, containing 0.05% stabilizer and 50% glycerol. |

Applications

Recommended Dilution

| | |
|------------|--------------|
| WB | 1:500-1:2000 |
| IHC | 1:25-1:100 |

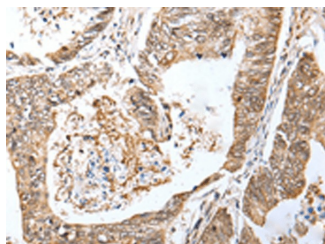
Data



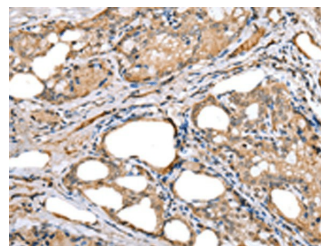
Western blot analysis of A172 cell and mouse kidney tissue using LRRC19 Polyclonal Antibody at dilution of 1:450

Observed-MW:Refer to figures

Calculated-MW:42 kDa



Immunohistochemistry of paraffin-embedded Human colorectal cancer tissue using LRRC19 Polyclonal Antibody at dilution of 1:30(×200)



Immunohistochemistry of paraffin-embedded Human thyroid cancer tissue using LRRC19 Polyclonal Antibody at dilution of 1:30(×200)

Preparation & Storage

| | |
|-----------------|--|
| Storage | Store at -20°C Valid for 12 months. Avoid freeze / thaw cycles. |
| Shipping | The product is shipped with ice pack, upon receipt, store it immediately at the temperature recommended. |

Background

For Research Use Only

LRRC19 is a member of the extracellular leucine-rich repeat superfamily, a family of proteins that are thought to have diverse functions such as cell adhesion, signaling, and innate immunity. LRRC19 is closely related to the Toll-like receptors (TLRs), especially TLR3. LRRC19 does not contain a cytoplasmic Toll/IL-1 receptor (TIR) domain, but can activate NF-kappaB and induce the production of proinflammatory cytokines after stimulation with the TLR3 and other TLR ligands, suggesting that LRRC19 may play a role in the recognition and the response to certain pathogenic microorganisms. LRRC19 has also been suggested to be a potential biomarker for pancreatic tumor sensitivity to the anti-cancer, small molecule Src inhibitor AZD0530.