

TGM3 Polyclonal Antibody

catalog number: E-AB-52171

Note: Centrifuge before opening to ensure complete recovery of vial contents.

Description

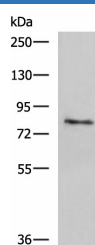
Reactivity	Human
Immunogen	Fusion protein of human TGM3
Host	Rabbit
Isotype	IgG
Purification	Antigen affinity purification
Conjugation	Unconjugated
buffer	Phosphate buffered solution, pH 7.4, containing 0.05% stabilizer and 50% glycerol.

Applications

Recommended Dilution

WB	1:1000-1:5000
IHC	1:100-1:300

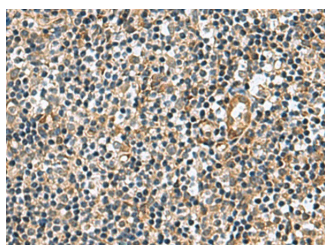
Data



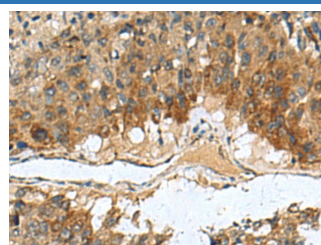
Western blot analysis of Human skin tissue lysate using TGM3 Polyclonal Antibody at dilution of 1:1600

Observed-MV: Refer to figures

Calculated-MV: 77 kDa



Immunohistochemistry of paraffin-embedded Human tonsil tissue using TGM3 Polyclonal Antibody at dilution of 1:110 (x200)



Immunohistochemistry of paraffin-embedded Human liver cancer tissue using TGM3 Polyclonal Antibody at dilution of 1:110 (x200)

Preparation & Storage

Storage	Store at -20°C Valid for 12 months. Avoid freeze / thaw cycles.
Shipping	The product is shipped with ice pack, upon receipt, store it immediately at the temperature recommended.

Background

Transglutaminases are enzymes that catalyze the crosslinking of proteins by epsilon-gamma glutamyl lysine isopeptide bonds. While the primary structure of transglutaminases is not conserved, they all have the same amino acid sequence at their active sites and their activity is calcium-dependent. The protein encoded by this gene consists of two polypeptide chains activated from a single precursor protein by proteolysis. The encoded protein is involved the later stages of cell envelope formation in the epidermis and hair follicle.

For Research Use Only