

NRP1 Polyclonal Antibody

Catalog Number: E-AB-66905

Note: Centrifuge before opening to ensure complete recovery of vial contents.

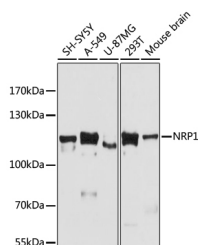
Description

| | |
|---------------------|--|
| Reactivity | Human, Mouse, Rat |
| Immunogen | Recombinant fusion protein of human NRP1 (NP_001019800.1). |
| Host | Rabbit |
| Isotype | IgG |
| Purification | Affinity purification |
| Conjugation | Unconjugated |
| Formulation | PBS with 0.02% sodium azide, 50% glycerol, pH7.3. |

Applications Recommended Dilution

| | |
|-----------|--------------|
| WB | 1:500-1:2000 |
| IF | 1:50-1:200 |

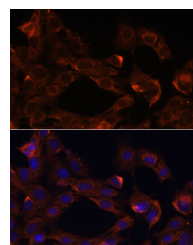
Data



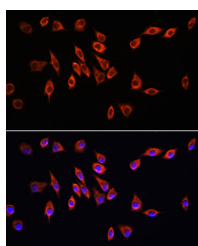
Western blot analysis of extracts of various cell lines using NRP1 Polyclonal Antibody at dilution of 1:3000.

Observed Mw: 103kDa

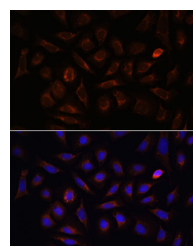
Calculated Mw: 68kDa/71kDa/103kDa



Immunofluorescence analysis of C6 cells using NRP1 Polyclonal Antibody at dilution of 1:100. Blue: DAPI for nuclear staining.



Immunofluorescence analysis of L929 cells using NRP1 Polyclonal Antibody at dilution of 1:100. Blue: DAPI for nuclear staining.



Immunofluorescence analysis of U-2 OS cells using NRP1 Polyclonal Antibody at dilution of 1:100. Blue: DAPI for nuclear staining.

Preparation & Storage

Storage Store at -20°C. Avoid freeze / thaw cycles.

Background

This gene encodes one of two neuropilins, which contain specific protein domains which allow them to participate in several different types of signaling pathways that control cell migration. Neuropilins contain a large N-terminal

For Research Use Only

A Reliable Research Partner in Life Science and Medicine

Toll-free: 1-888-852-8623

Web: www.elabscience.com

Tel: 1-832-243-6086

Email: techsupport@elabscience.com

Fax: 1-832-243-6017

NRP1 Polyclonal Antibody

Catalog Number: E-AB-66905



extracellular domain, made up of complement-binding, coagulation factor V/VIII, and meprin domains. These proteins also contains a short membrane-spanning domain and a small cytoplasmic domain. Neuropilins bind many ligands and various types of co-receptors; they affect cell survival, migration, and attraction. Some of the ligands and co-receptors bound by neuropilins are vascular endothelial growth factor (VEGF) and semaphorin family members. Several alternatively spliced transcript variants that encode different protein isoforms have been described for this gene.

For Research Use Only

A Reliable Research Partner in Life Science and Medicine

Toll-free: 1-888-852-8623

Tel: 1-832-243-6086

Fax: 1-832-243-6017

Web: www.elabscience.com

Email: techsupport@elabscience.com