

TMEM141 Polyclonal Antibody

catalog number: E-AB-53017

Note: Centrifuge before opening to ensure complete recovery of vial contents.

Description


Reactivity	Human
Immunogen	Fusion protein of human TMEM141
Host	Rabbit
Isotype	IgG
Purification	Antigen affinity purification
Conjugation	Unconjugated
Buffer	Phosphate buffered solution, pH 7.4, containing 0.05% stabilizer and 50% glycerol.

Applications

Recommended Dilution

WB	1:500-1:2000
IHC	1:50-1:300

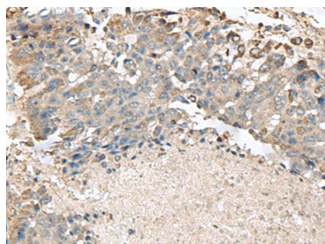
Data



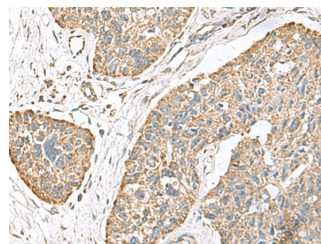
Western blot analysis of Human liver tissue lysate using TMEM141 Polyclonal Antibody at dilution of 1:1000

Observed-MV:Refer to figures

Calculated-MV:12 kDa



Immunohistochemistry of paraffin-embedded Human liver cancer tissue using TMEM141 Polyclonal Antibody at dilution of 1:70(×200)



Immunohistochemistry of paraffin-embedded Human esophagus cancer tissue using TMEM141 Polyclonal Antibody at dilution of 1:70(×200)

Preparation & Storage

Storage	Store at -20°C Valid for 12 months. Avoid freeze / thaw cycles.
Shipping	The product is shipped with ice pack, upon receipt, store it immediately at the temperature recommended.

Background

The function of this protein remains unknown.

For Research Use Only