

CD5 Monoclonal Antibody

catalog number: E-AB-22099

Note: Centrifuge before opening to ensure complete recovery of vial contents.

Description

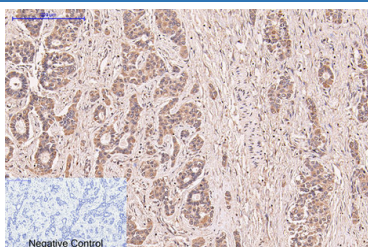
Reactivity	Human;Mouse;Rat
Immunogen	Synthetic Peptide
Host	Mouse
Isotype	IgG
Clone	6B1
Purification	Protein A purification
Conjugation	Unconjugated
Buffer	Phosphate buffered solution, pH 7.4, containing 0.05% stabilizer, 0.5% protein protectant and 50% glycerol.

Applications

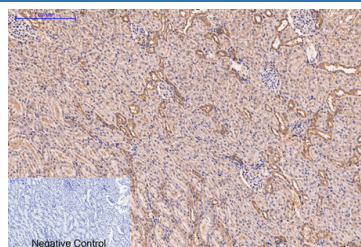
Recommended Dilution

IHC	1:100-1:300
IF	1:50-200

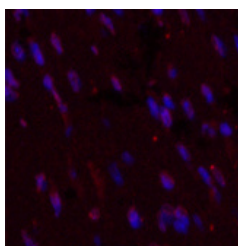
Data



Immunohistochemistry of paraffin-embedded Human liver cancer tissue using CD5 Monoclonal Antibody at dilution of 1:200.



Immunohistochemistry of paraffin-embedded Rat kidney tissue using CD5 Monoclonal Antibody at dilution of 1:200.



Immunofluorescence analysis of Mouse heart tissue using CD5 Monoclonal Antibody at dilution of 1:200.

Preparation & Storage

Storage	Store at -20°C Valid for 12 months. Avoid freeze / thaw cycles.
Shipping	The product is shipped with ice pack, upon receipt, store it immediately at the temperature recommended.

Background

May act as a receptor in regulating T-cell proliferation. CD5 interacts with CD72/LYB-2.

For Research Use Only