

YAP1 Polyclonal Antibody

catalog number: E-AB-63504

Note: Centrifuge before opening to ensure complete recovery of vial contents.

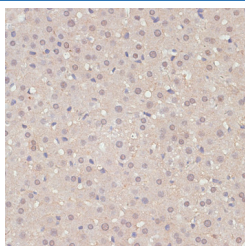
Description

Reactivity	Human;Mouse;Rat
Immunogen	Recombinant fusion protein of human YAP1 (NP_001123617.1).
Host	Rabbit
Isotype	IgG
Purification	Affinity purification
Buffer	Phosphate buffered solution, pH 7.4, containing 0.05% stabilizer and 50% glycerol.

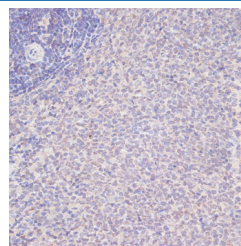
Applications Recommended Dilution

IHC	1:50-1:200
IF	1:50-1:200

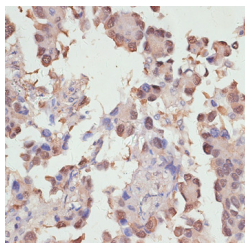
Data



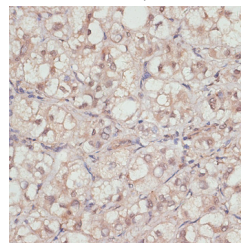
Immunohistochemistry of paraffin-embedded Rat liver using YAP1 Polyclonal Antibody at dilution of 1:100 (40x lens).



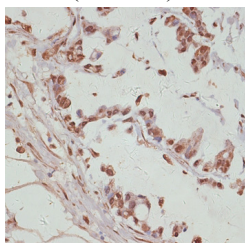
Immunohistochemistry of paraffin-embedded Rat spleen using YAP1 Polyclonal Antibody at dilution of 1:100 (40x lens).



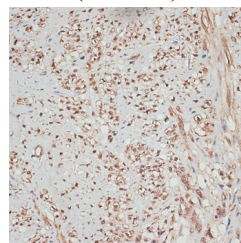
Immunohistochemistry of paraffin-embedded Human lung cancer using YAP1 Polyclonal Antibody at dilution of 1:100 (40x lens).



Immunohistochemistry of paraffin-embedded Human liver cancer using YAP1 Polyclonal Antibody at dilution of 1:100 (40x lens).

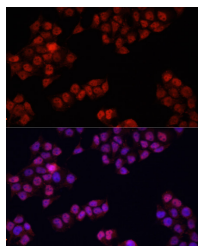


Immunohistochemistry of paraffin-embedded Human gastric cancer using YAP1 Polyclonal Antibody at dilution of 1:100 (40x lens).

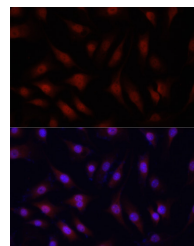


Immunohistochemistry of paraffin-embedded Human uterus using YAP1 Polyclonal Antibody at dilution of 1:100 (40x lens).

For Research Use Only



Immunofluorescence analysis of HeLa cells using YAP1 Polyclonal Antibody at dilution of 1:100. Blue: DAPI for nuclear staining.



Immunofluorescence analysis of NIH/3T3 cells using YAP1 Polyclonal Antibody at dilution of 1:100. Blue: DAPI for nuclear staining.

Preparation & Storage

Storage

Store at -20°C Valid for 12 months. Avoid freeze / thaw cycles.

Shipping

The product is shipped with ice pack, upon receipt, store it immediately at the temperature recommended.

Background

This gene encodes a downstream nuclear effector of the Hippo signaling pathway which is involved in development, growth, repair, and homeostasis. This gene is known to play a role in the development and progression of multiple cancers as a transcriptional regulator of this signaling pathway and may function as a potential target for cancer treatment. Alternative splicing results in multiple transcript variants encoding different isoforms.

For Research Use Only