

NUBP1 Polyclonal Antibody

catalog number: E-AB-66802

Note: Centrifuge before opening to ensure complete recovery of vial contents.

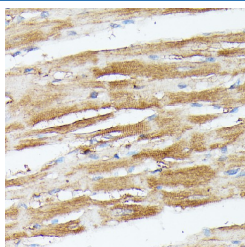
Description

Reactivity	Human;Mouse;Rat
Immunogen	Recombinant fusion protein of human NUBP1 (NP_002475.2).
Host	Rabbit
Isotype	IgG
Purification	Affinity purification
Buffer	Phosphate buffered solution, pH 7.4, containing 0.05% stabilizer and 50% glycerol.

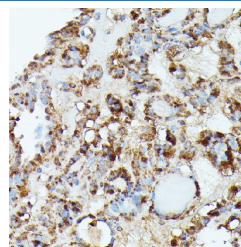
Applications Recommended Dilution

IHC	1:50-1:200
------------	------------

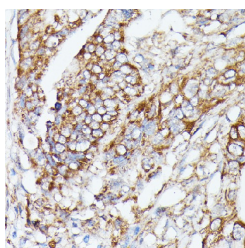
Data



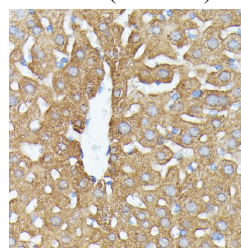
Immunohistochemistry of paraffin-embedded Rat heart using NUBP1 Polyclonal Antibody at dilution of 1:100 (40x lens).



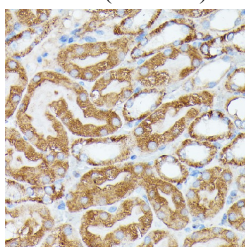
Immunohistochemistry of paraffin-embedded Human thyroid cancer using NUBP1 Polyclonal Antibody at dilution of 1:100 (40x lens).



Immunohistochemistry of paraffin-embedded Human colon carcinoma using NUBP1 Polyclonal Antibody at dilution of 1:100 (40x lens).



Immunohistochemistry of paraffin-embedded Mouse liver using NUBP1 Polyclonal Antibody at dilution of 1:100 (40x lens).



Immunohistochemistry of paraffin-embedded Mouse kidney using NUBP1 Polyclonal Antibody at dilution of 1:100 (40x lens).

Preparation & Storage

Storage	Store at -20°C Valid for 12 months. Avoid freeze / thaw cycles.
----------------	---

For Research Use Only

Shipping

The product is shipped with ice pack, upon receipt, store it immediately at the temperature recommended.

Background

NUBP1 is a member of the NUBP/MRP subfamily of ATP-binding proteins.

For Research Use Only