

Phospho-P38 (Thr180/Tyr182) Polyclonal Antibody

catalog number: E-AB-21027

Note: Centrifuge before opening to ensure complete recovery of vial contents.

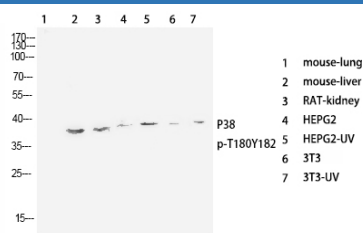
Description

Reactivity	Human;Mouse;Rat
Immunogen	Synthesized peptide derived from human p38 around the phosphorylation site of Thr180/Tyr182
Host	Rabbit
Isotype	IgG
Purification	Affinity purification
Buffer	Phosphate buffered solution, pH 7.4, containing 0.05% stabilizer, 0.5% protein protectant and 50% glycerol.

Applications

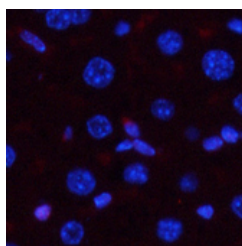
Applications	Recommended Dilution
WB	1:500-1:2000
IHC	1:100-1:300
IF	1:50-1:200

Data

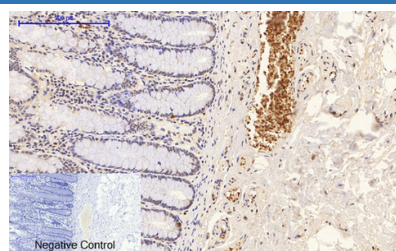


Western Blot analysis of various cells with Phospho-p38 (Thr180/Tyr182) Polyclonal Antibody at dilution of 1:1000

Observed-MV:38 kDa
Calculated-MV:41 kDa



Immunofluorescence analysis of Mouse liver tissue with Phospho-p38 (Thr180/Tyr182) Polyclonal Antibody at dilution of 1:200



Immunohistochemistry of paraffin-embedded Human colon tissue with Phospho-p38 (Thr180/Tyr182) Polyclonal Antibody at dilution of 1:200

Preparation & Storage

Storage	Store at -20°C Valid for 12 months. Avoid freeze / thaw cycles.
Shipping	The product is shipped with ice pack, upon receipt, store it immediately at the temperature recommended.

Background

For Research Use Only

MAPK14(mitogen-activated protein kinase 14) is also named as SAPK2A,p38MAPK,CSBP1,RK,p38,EXIP,Mxi2,CSBP2,PRKM14,PRKM15,CSPB1,p38ALPHA and belongs to the MAP kinase subfamily. MAPK14-signaling is a central pathway for the integration of instructive signals in dendritic cells for T(H)17 differentiation and inflammation(PMID: 22231518). It plays an important role in the regulation of hematopoietic stem cell self-renewal in vitro and inhibition of MAPK14 activation with a small molecule inhibitor may represent a novel approach to promote ex vivo expansion of hematopoietic stem cell(PMID:21198398). This protein has 4 isoforms produced by alternative splicing.

For Research Use Only

Toll-free: 1-888-852-8623
Web: www.elabscience.com

Tel: 1-832-243-6086
Email: techsupport@elabscience.com

Fax: 1-832-243-6017

Rev. V1.8