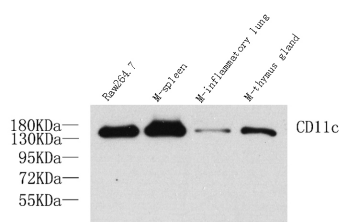


## ITGAX Polyclonal Antibody

catalog number: E-AB-70017

**Note:** Centrifuge before opening to ensure complete recovery of vial contents.

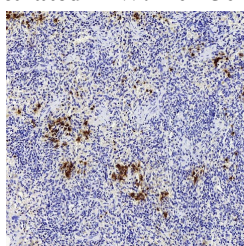
Description	
Reactivity	Human;Mouse;Rat
Immunogen	KLH conjugated Synthetic peptide corresponding to Mouse CD11c
Host	Rabbit
Isotype	IgG
Purification	Affinity purification
Conjugation	Unconjugated
Buffer	Phosphate buffered solution, pH 7.4, containing 0.05% stabilizer, 1% protein protectant and 50% glycerol.
Applications	
WB	1:500-1:1000
IHC	1:100-1:300
IF	1:100-1:300
Data	



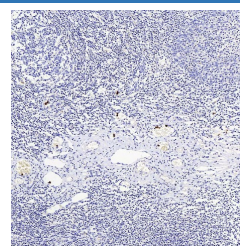
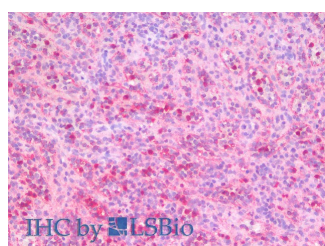
Western Blot analysis of various samples using ITGAX Polyclonal Antibody at dilution of 1:1000.

**Observed-MW:150 kDa**

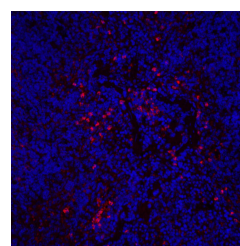
**Calculated-MW:120-150 kDa**



Immunohistochemistry analysis of paraffin-embedded Rat inflammatory spleen using ITGAX Polyclonal Antibody at dilution of 1:200.



Immunohistochemistry analysis of paraffin-embedded Human amygdalitis using ITGAX Polyclonal Antibody at dilution of 1:200.



Immunofluorescence analysis of Mouse inflammatory spleen using ITGAX Polyclonal Antibody at dilution of 1:200.

**For Research Use Only**

Tel: 400-999-2100

Web: [www.elabscience.cn](http://www.elabscience.cn)

Email: [techsupport@elabscience.cn](mailto:techsupport@elabscience.cn)

Rev. V1.9

Immunohistochemistry analysis of paraffin-embedded  
Human Spleen using ITGAX Polyclonal  
Antibody(Elabscience Product Detected by Lifespan).

## Preparation & Storage

**Storage**

Store at -20°C Valid for 12 months. Avoid freeze / thaw cycles.

**Shipping**

The product is shipped with ice pack,upon receipt,store it immediately at the temperature recommended.

## Background

Integrins are cell adhesion receptors that are heterodimers composed of non-covalently associated  $\alpha$  and  $\beta$  subunits. CD11c/Integrin alpha X is a type I transmembrane protein present on a variety of cells,including monocytes/macrophages,granulocytes,NK cells and dendritic cells. Integrin alpha X/beta 2 acts a receptor for fibrinogen and is important in monocyte adhesion and chemotaxis.