

## SEPT7 Polyclonal Antibody

catalog number: E-AB-11062

**Note:** Centrifuge before opening to ensure complete recovery of vial contents.

### Description


<b>Reactivity</b>	Human ;Mouse ;Rat
<b>Immunogen</b>	Recombinant protein of human SEPT7
<b>Host</b>	Rabbit
<b>Isotype</b>	IgG
<b>Purification</b>	Affinity purification
<b>Conjugation</b>	Unconjugated
<b>Buffer</b>	Phosphate buffered solution, pH 7.4, containing 0.05% stabilizer and 50% glycerol.

### Applications

### Recommended Dilution

<b>WB</b>	1:500-1:2000
<b>IHC</b>	1:100-1:300

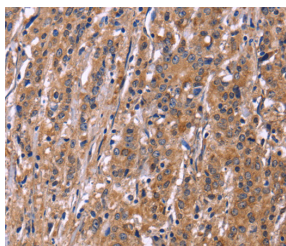
### Data



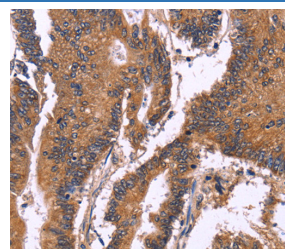
Western Blot analysis of Hela cell using SEPT7 Polyclonal Antibody at dilution of 1:380

**Observed-MW:Refer to figures**

**Calculated-MW:51 kDa**



Immunohistochemistry of paraffin-embedded Human gastric cancer using SEPT7 Polyclonal Antibody at dilution of 1:50



Immunohistochemistry of paraffin-embedded Human colon cancer using SEPT7 Polyclonal Antibody at dilution of 1:50

### Preparation & Storage

<b>Storage</b>	Store at -20°C Valid for 12 months. Avoid freeze / thaw cycles.
<b>Shipping</b>	The product is shipped with ice pack, upon receipt, store it immediately at the temperature recommended.

### Background

### For Research Use Only

This gene encodes a protein that is highly similar to the CDC10 protein of *Saccharomyces cerevisiae*. The protein also shares similarity with Diff 6 of *Drosophila* and with H5 of mouse. Each of these similar proteins, including the yeast CDC10, contains a GTP-binding motif. The yeast CDC10 protein is a structural component of the 10 nm filament which lies inside the cytoplasmic membrane and is essential for cytokinesis. This human protein functions in gliomagenesis and in the suppression of glioma cell growth, and it is required for the association of centromere-associated protein E with the kinetochore. Alternative splicing results in multiple transcript variants. Several related pseudogenes have been identified on chromosomes 5, 7, 9, 10, 11, 14, 17 and 19