

UFC1 Polyclonal Antibody

catalog number: E-AB-52438

Note: Centrifuge before opening to ensure complete recovery of vial contents.

Description

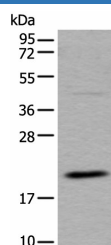
Reactivity	Human;Mouse;Rat
Immunogen	Full length fusion protein
Host	Rabbit
Isotype	IgG
Purification	Antigen affinity purification
Conjugation	Unconjugated
buffer	Phosphate buffered solution, pH 7.4, containing 0.05% stabilizer and 50% glycerol.

Applications

Recommended Dilution

WB	1:500-1:2000
IHC	1:30-1:150

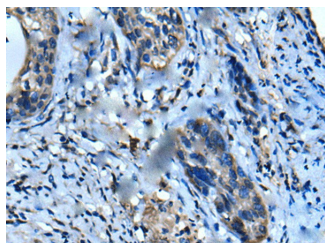
Data




Western blot analysis of RAW264.7 cell lysate using UFC1 Polyclonal Antibody at dilution of 1:500

Observed-MV:Refer to figures

Calculated-MV:19 kDa



Immunohistochemistry of paraffin-embedded Human cervical cancer tissue using UFC1 Polyclonal Antibody at dilution of 1:500(×200)



Immunohistochemistry of paraffin-embedded Human tonsil tissue using UFC1 Polyclonal Antibody at dilution of 1:500(×200)

Preparation & Storage

Storage	Store at -20°C Valid for 12 months. Avoid freeze / thaw cycles.
Shipping	The product is shipped with ice pack,upon receipt,store it immediately at the temperature recommended.

Background

UFC1 is an E2-like conjugating enzyme for ubiquitin-fold modifier-1 (UFM1; MIM 610553) (Komatsu et al., 2004 [PubMed 15071506]).

For Research Use Only