

## ATAD3A Polyclonal Antibody

catalog number: E-AB-52455

**Note:** Centrifuge before opening to ensure complete recovery of vial contents.

### Description

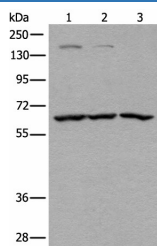
<b>Reactivity</b>	Human;Mouse;Rat
<b>Immunogen</b>	Fusion protein of human ATAD3A
<b>Host</b>	Rabbit
<b>Isotype</b>	IgG
<b>Purification</b>	Antigen affinity purification
<b>Conjugation</b>	Unconjugated
<b>Buffer</b>	Phosphate buffered solution, pH 7.4, containing 0.05% stabilizer and 50% glycerol.

### Applications

### Recommended Dilution

<b>WB</b>	1:500-1:2000
<b>IHC</b>	1:25-1:100

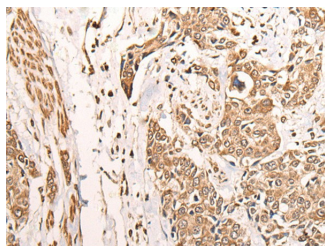
### Data



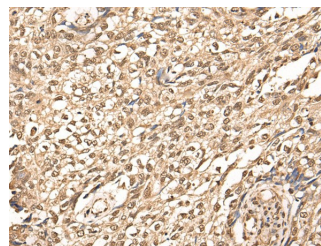
Western blot analysis of Raji Hela and A431 cell lysates using ATAD3A Polyclonal Antibody at dilution of 1:400

**Observed-MW:Refer to figures**

**Calculated-MW:71 kDa**



Immunohistochemistry of paraffin-embedded Human prostate cancer tissue using ATAD3A Polyclonal Antibody at dilution of 1:30(×200)



Immunohistochemistry of paraffin-embedded Human lung cancer tissue using ATAD3A Polyclonal Antibody at dilution of 1:30(×200)

### Preparation & Storage

<b>Storage</b>	Store at -20°C Valid for 12 months. Avoid freeze / thaw cycles.
<b>Shipping</b>	The product is shipped with ice pack, upon receipt, store it immediately at the temperature recommended.

### Background

ATAD3A and ATAD3B (MIM 612317) are mitochondrial membrane proteins that contribute to the stabilization of large mitochondrial DNA (mtDNA)-protein complexes called nucleoids (He et al., 2007 [PubMed 17210950]).

### For Research Use Only