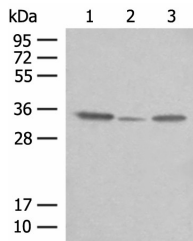
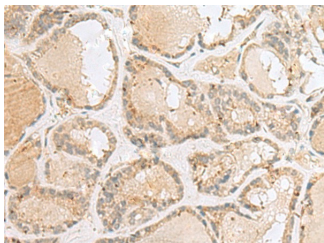
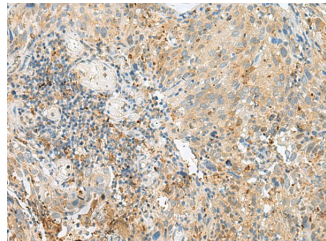


CNPY3 Polyclonal Antibody

catalog number: E-AB-52728

Note: Centrifuge before opening to ensure complete recovery of vial contents.

Description	
Reactivity	Human;Mouse
Immunogen	Fusion protein of human CNPY3
Host	Rabbit
Isotype	IgG
Purification	Antigen affinity purification
Conjugation	Unconjugated
Buffer	Phosphate buffered solution, pH 7.4, containing 0.05% stabilizer and 50% glycerol.
Applications	Recommended Dilution
WB	1:500-1:2000
IHC	1:50-1:300

Data	
 <p>Western blot analysis of OP9 HepG2 and NIH/3T3 cell lysates using CNPY3 Polyclonal Antibody at dilution of 1:400</p> <p>Observed-MW:Refer to figures Calculated-MW:31 kDa</p>  <p>Immunohistochemistry of paraffin-embedded Human thyroid cancer tissue using CNPY3 Polyclonal Antibody at dilution of 1:55(×200)</p>	 <p>Immunohistochemistry of paraffin-embedded Human cervical cancer tissue using CNPY3 Polyclonal Antibody at dilution of 1:55(×200)</p>

Preparation & Storage	
Storage	Store at -20°C Valid for 12 months. Avoid freeze / thaw cycles.
Shipping	The product is shipped with ice pack,upon receipt,store it immediately at the temperature recommended.

Background

For Research Use Only

CNPY3 (Canopy FGF Signaling Regulator 3) is a Protein Coding gene. Diseases associated with CNPY3 include Swayback. Among its related pathways are Innate Immune System and Activated TLR4 signalling. GO annotations related to this gene include receptor binding. An important paralog of this gene is CNPY4. This gene encodes a protein that binds members of the toll-like receptor protein family and functions as a chaperone to aid in folding and export of these proteins. Alternative splicing results in multiple transcript variants. Naturally occurring readthrough transcription occurs between this locus and the downstream GNMT (glycine N-methyltransferase) gene and is represented with GeneID:107080644.