

# HMGB1 Polyclonal Antibody

catalog number: E-AB-70044

**Note:** Centrifuge before opening to ensure complete recovery of vial contents.

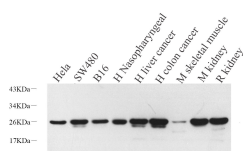
## Description

<b>Reactivity</b>	Human;Mouse;Rat
<b>Immunogen</b>	KLH conjugated Synthetic peptide corresponding to Mouse HMGB1
<b>Host</b>	Rabbit
<b>Isotype</b>	IgG
<b>Purification</b>	Affinity purification
<b>Conjugation</b>	Unconjugated
<b>buffer</b>	Phosphate buffered solution, pH 7.4, containing 0.05% stabilizer, 1% protein protectant and 50% glycerol.

## Applications

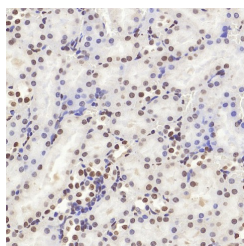
Applications	Recommended Dilution
<b>WB</b>	1:500-1:2000
<b>IHC</b>	1:200-1:800
<b>IF</b>	1:200-1:800

## Data

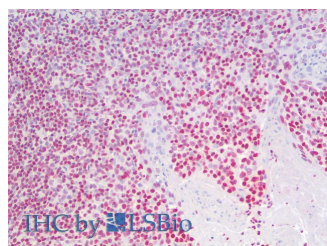


Western Blot analysis of various samples using HMGB1 Polyclonal Antibody at dilution of 1:1000.

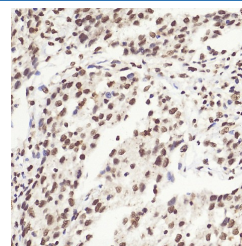
**Observed-MV:25 kDa**  
**Calculated-MV:25 kDa**



Immunohistochemistry analysis of paraffin-embedded mouse kidney using HMGB1 Polyclonal Antibody at dilution of 1:500.



Immunohistochemistry analysis of paraffin-embedded Human liver cancer using HMGB1 Polyclonal Antibody at dilution of 1:500.



Immunofluorescence analysis of paraffin-embedded Mouse heart using HMGB1 Polyclonal Antibody at dilution of 1:300.

## For Research Use Only

# HMGB1 Polyclonal Antibody

catalog number: E-AB-70044



Immunohistochemistry analysis of paraffin-embedded  
Human Tonsil using HMGB1 Polyclonal  
Antibody(Elabscience Product Detected by Lifespan).

## Preparation & Storage

<b>Storage</b>	Store at -20°C Valid for 12 months. A void freeze / thaw cycles.
<b>Shipping</b>	The product is shipped with ice pack,upon receipt,store it immediately at the temperature recommended.

## Background

High mobility group (HMG) proteins 1 and 2 are ubiquitous non-histone components of chromatin.Evidence suggests that the binding of HMGproteins to DNA induces alterations in the DNA architecture including DNA bending and unwinding of the helix.HMGproteins synergize with Oct-2, members of the NF B family, ATF-2 and c-Jun to activate transcription.Other studies indicate that phosphorylation of HMG protein is required to stimulate the transcriptional activity of the protein.Human HMG-1 and HMG-2 both contain two DNA-binding domains, termed HMG boxes.HMG proteins bind single-stranded DNA but induce conformational changes in double-stranded DNA alone.

## For Research Use Only

A Reliable Research Partner in Life Science and Medicine  
Tel: 400-999-2100

Email:[techsupport@elabscience.cn](mailto:techsupport@elabscience.cn)

Web:[www.elabscience.cn](http://www.elabscience.cn)

Rev. V1.7